



Strategic Energy Management Plan 2015

Prepared by Facilities Services



May 2015 Edition

Facilities Services

Facilities@kpu.ca

TABLE OF CONTENTS

SECTION 1 - OUR ORGANIZATION	4
Organizational Profile	
Facilities Energy Profile For 2014	
Key Performance Indicators (KPI)	
SECTION 2 - OUR COMMITMENT	6
Energy Policy	
Sustainability Policy	
Importance of Energy Management to KPU	
SECTION 3 - UNDERSTANDING OUR SITUATION	8
Energy Consumption and Costs – 2014 Total	
Analysis of KPU Energy Use in 2007 (Base Tracking Year for GHG Emissions as per Bill 44)	
Baseline Energy Use – Account Histories	
Savings Opportunity Assessment	
Asset Registry	
SECTION 4 - OUR ACTIONS.....	15
Quarterly Goals and Objectives	
Annual Goals and Objectives	
Annual Energy Intensity by Key Performance Indicators	
KPU is becoming more energy efficient	
KPU has saved almost \$4 million by becoming more efficient	
Planned Actions (Project List) for Fiscal Year 2015/16	
SECTION 5 - APPENDICES	20
APPENDIX 1 - Stakeholders	
APPENDIX 2 - List of Energy Volunteers	
APPENDIX 3 – Draft Energy Conservation Policy and Draft Energy Conservation Procedure	
APPENDIX 4 – Asset Registry	
APPENDIX 5 – Cost Avoidance – Summary Table (2000 Base Year)	
APPENDIX 6 – Opportunities for Continued Improvement - EMA 2014 Cover Letter from Key Account Manager	
APPENDIX 7 – History of Energy Conservation at KPU	
APPENDIX 8 - Record of Improvement	
APPENDIX 9 – Provincial Government Requirements	

1. OUR ORGANIZATION

1.1 Organizational Profile

PEOPLE	Sector	➤ Advanced Education (University)
	Number of Employees (2015)	➤ 1,298 (1,020 full time/ 278 part time)
	Number of Students ¹	for the year ended March 31 ➤ 2014: 11,679 FTE ➤ 2013 11,433 FTE ➤ 2012: 11,383 FTE ➤ 2011: 11,013 FTE ➤ 2010: 10,577 FTE
SITES	Number of Sites	Four Sites: KPU Tech (Formerly Cloverdale) Richmond Langley (Main & Horticulture) Surrey
OPERATIONS	Energy Management Challenges	<ul style="list-style-type: none"> ➤ Increased enrolment ➤ Increased operating hours ➤ Expansion of buildings ➤ Multiple campuses ➤ New opportunities with a reasonable return on investment are limited after over 15 years of investment in energy conservation projects.
	Core Business Metrics	<ul style="list-style-type: none"> ➤ Building Size ➤ Operating Hours ➤ Student Full Time Equivalents (FTE's)
	Business Year	➤ April 1 to March 31
	Budget Cycle	➤ April 1 to March 31
	Maintenance Cycle	➤ April 1 to March 31
	Energy Efficiency Budget	<ul style="list-style-type: none"> ➤ 2014/15 - \$150,000 (Budget) ➤ 2014/15 - \$493,800 (Actual) ➤ 2013/14 - \$150,000 ➤ 2012/13 - \$75,000 ➤ 2011/12 - \$243,000 ➤ 2010/11 - \$163,000
	Utilities Budget Electricity and natural gas	<ul style="list-style-type: none"> ➤ 2014/15 - \$1,670,900 ➤ 2013/14 - \$1,609,600 ➤ 2012/13 - \$1,574,600 ➤ 2011/12 - \$1,452,400 ➤ 2010/11 - \$1,442,300

¹ KPU Accountability Plan – FTE Enrollment Report

1.2 Facilities Energy Profile for Period January to December 2014

Campus	Size (m ²)	Electricity (kWh)	Natural Gas (GJ)	Total Energy (ekWh)	Electricity \$	Natural Gas \$	Total \$
Surrey	36,935	4,674,600	13,169	8,332,865	\$389,764	\$122,329	\$512,093
Richmond	20,554	2,590,447	8,499	4,951,525	\$209,591	\$85,352	\$294,943
Langley Main	18,155	2,100,312	8,802	4,545,564	\$187,518	\$88,033	\$275,551
Langley Horticulture	3,865	389,200	7,291	2,414,723	\$36,763	\$72,700	\$109,463
KPU Tech	18,559	1,393,200	6,656	3,242,237	\$127,487	\$67,739	\$195,226
Totals	98,068	11,147,759	44,417	23,486,914	951,123	436,153	1,387,276

1.3 Key Performance Indicators (KPI)

Variable	2000 KPU Base Year ¹	2006 PSECA ² Base Year	2007 Bill 44 ³ Base Year	2012	2013	2014
KPU Size m ²	81,202	82,432	90,304	98,068	98,068	98,068
Electricity (kWh)	12,091,954	9,755,679	10,727,111	11,303,800	11,357,800	11,147,759
Natural Gas (GJ)	52,492	42,690	49,321	44,461	44,894	44,417
GHG tonnes	2,901	2,357	2,710	2,513	2,536	2,507
Total ekWh/m ²	328	262	271	241	243	239
Total eGJ/m ²	1.18	0.94	0.97	0.87	0.87	0.86
GHG/m ²	0.036	0.028	0.03	0.026	0.026	0.026
kWh/Student FTE				993	993	955
GJ/Student FTE				3.91	3.93	3.80
GHG/Student FTE				0.22	0.22	0.21

1.4 List of Stakeholders

See Appendix #1

1.5 List of Energy Volunteers

See Appendix #2

¹ Base year 2000 refers to KPU's base for tracking its energy conservation efforts.

² The Public Sector Energy Conservation Agreement (PSECA) between the BC government and BC Hydro to decrease electricity consumption in public sector buildings from base year 2008 to 2020.

³ Bill 44 requires the reduction of Greenhouse Gas (GHG) Emissions from base year 2007 to 2050.

2. OUR COMMITMENT

Overview

KPU is committed to being a leader in environmental sustainability in all aspects of its operations taking measures to minimize the impact of its operations on the environment. In its role as a leader, KPU dedicates time and resources to strongly endorse the benefits of energy conservation and other sustainability initiatives and the responsibility of all to participate in them.

KPU's energy conservation program includes a commitment to a continuous improvement process in the management of our social and natural environment. This means that when a project is achieved, the program is not complete. As KPU's buildings take on different functions and technologies change, new opportunities for energy reduction become possible. The continuous improvement model is a commitment to consistent effort, ensuring that previous energy consumption reductions are maintained and enhanced.

To ensure reductions are maintained KPU monitors and records energy usage; the annual compilation of data entitled "Energy Consumption Records" is available on the KPU Facilities website (www.kpu.ca/sustainability/energy-consumption-records).

As the relative cost of energy increases and climate challenges become more important, KPU's obligation to society as a leader and a focus for conservation solutions becomes imperative for the greater global good.

The foundation of the Energy Conservation planning for KPU comes from BC Hydro's Energy Management Assessment (EMA) which we have been fortunate to complete in July 2008, June 2012 and January 2014. The EMA identifies five key areas of focus:

- Policy
- Targets & Reporting
- Plans/Actions
- Teams/Committees
- Employee Awareness/Training.

The Strategic Energy Management Plan (SEMP) is informed by the EMA along with:

- Benchmarking data from the "Energy Consumption Records;"
- Energy savings ideas provided by employees, contractors and consultants;
- The capital renewal and maintenance plans identifying projects that may have an energy savings component; and
- Information on potential new technologies to further reduce energy consumption.

2.1 Energy Policy

KPU's first **Energy Conservation Policy** and Procedure have been prepared and vetted within KPU and await only Executive approval prior to implementation. (*See Appendix #3.*)

2.2 Sustainability Policy

While KPU does not yet have an established Sustainability Policy, there is significant commitment and accountability to achieve sustainable initiatives at KPU. These are imbedded in Vision 2018 as well as KPU's Annual Accountability Plan and Report provided to the Ministry of Advanced Education.

Sustainability and energy conservation goals require report out annually for both the Accountability Plan and the Measures of Performance for Vision 2018. Both of these reports are reviewed by KPU's Board of Governors. The Accountability Plan and Report is available at: <http://www.kpu.ca/iap/accountability-plans>.

2.3 Importance of Energy Management to KPU

At KPU, Energy Management is a core consideration when planning new expansions and renovating buildings, and in daily operations. KPU has consistently addressed its energy intensity since 1994.

KPU's proactive approach to energy management aims to:


- Create a healthy and comfortable learning and work environment;
- Reduce energy consumption and greenhouse gas emissions;
- Minimize environmental impact and promote environmental sustainability; and
- Minimize institutional expenditures for utilities.

2014 compared to 2011 KPU has reduced greenhouse gas emissions (CO₂e) by 18%, equivalent to operating 97 passenger vehicles for a year.

From a global perspective, we recognize that organizations need to reduce their impact on the natural environment. To that end, KPU strives to minimize its environmental impact including reducing consumption of electricity and natural gas and act as a leader to others in our sector and in the community.

Energy conservation projects target a 7 year or better simple payback (return on investment). Longer paybacks are considered when there are reductions in maintenance or other life cycle costs.

KPU's energy conservation success has been created with the skills and assistance of many partners including design professionals, service technicians, building operators, BC Hydro, Natural Resources Canada (NRCAN), the Province of British Columbia and more. Much of the energy efficiency work performed has been funded by either future avoided energy costs, or from financial assistance from NRCAN, BChydro, and the Province of British Columbia.



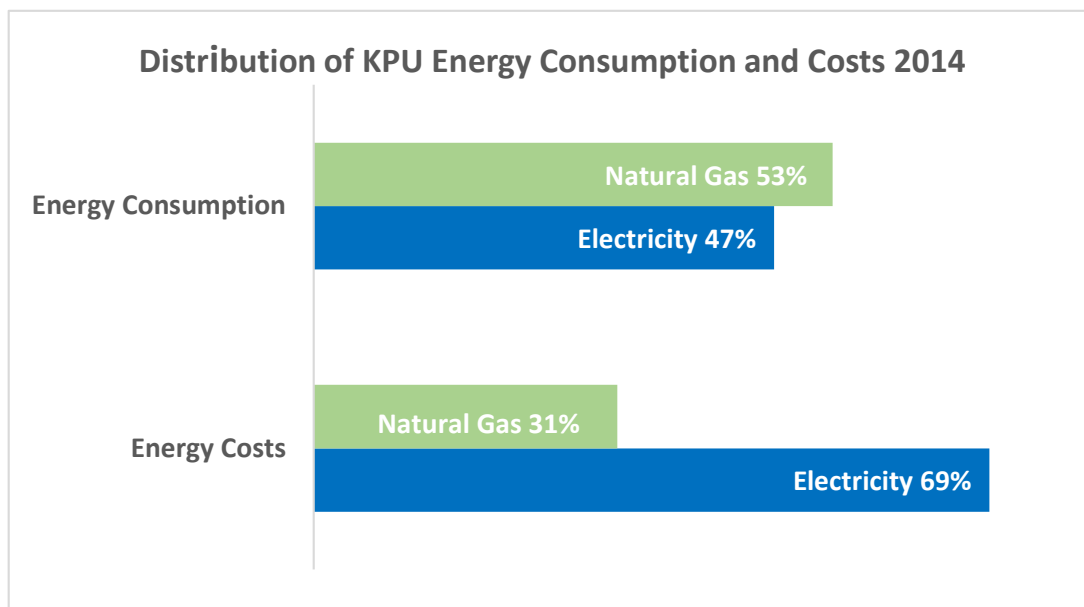
Create a healthy and comfortable learning and work environment

3. UNDERSTANDING OUR SITUATION

3.1 Energy Consumption and Costs – 2014 Total

The table below provides energy use in ekWh⁴ units and energy costs from January 1, 2014 to December 31, 2014.

Commodity	ekWh	% Consumption	Costs \$	% Cost
Electricity	11,147,759	47%	\$951,123	69%
Natural gas	12,339,154	53%	\$436,154	31%
Totals	23,486,913	100%	\$ 1,387,277	100%



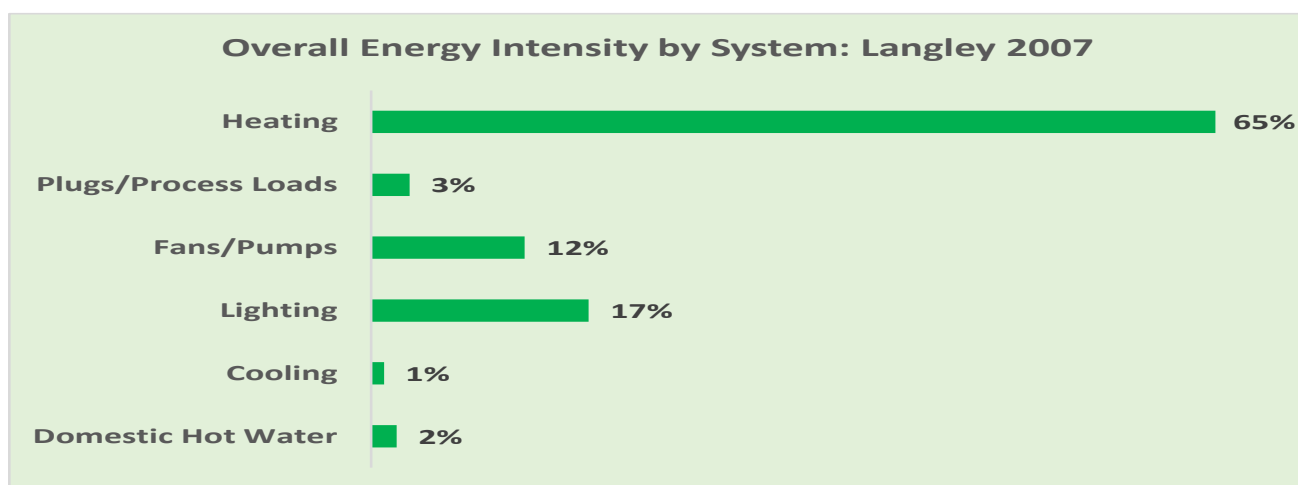
While electricity represents 47% of KPU's energy consumption, it represents 69% of its energy costs.

⁴ ekWh is a calculation that includes both electricity and natural gas and shows the equivalent kWh

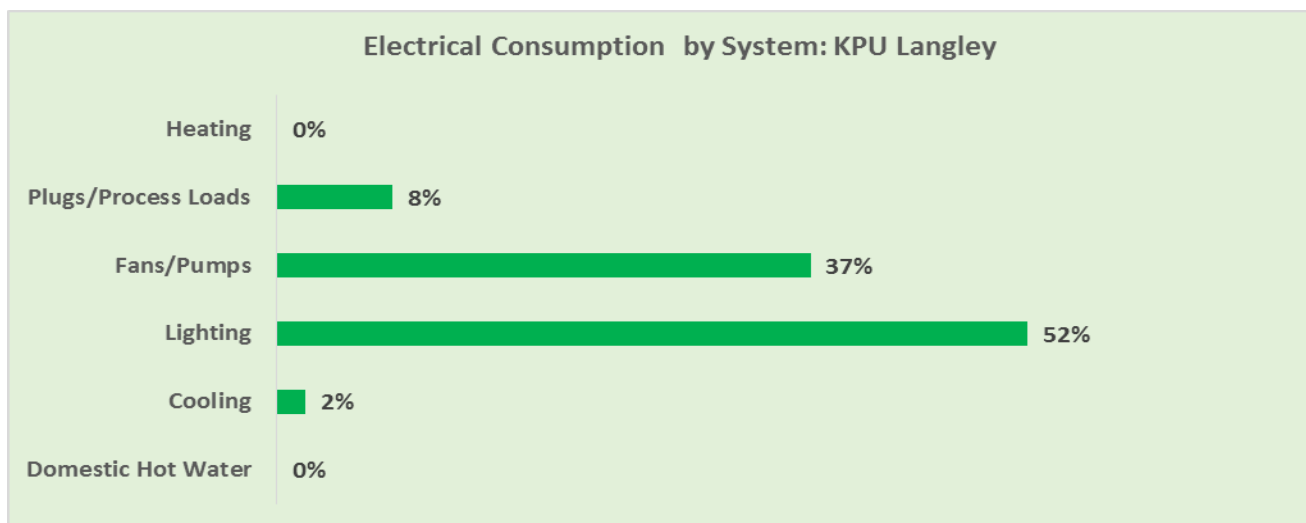
3.2 Analysis of KPU Energy Use in 2007 (Base Tracking Year for GHG Emissions as per Bill 44)

3.2.1. Langley Campus (Main and Horticulture)

System	Total Natural Gas Consumption		Total Electrical Consumption		Overall Energy Consumption		Overall Facility Energy Intensity	
	GJ	%	kWh	%	eGJ	ekWh	ekWh/m ² /yr	%
Domestic Hot Water	393	3%	0	0%	393	109,167	6	2%
Cooling	-	0%	35,870	2%	129	35,870	2	1%
Lighting	-	0%	880,042	52%	3,168	880,042	50	17%
Fans/Pumps	-	0%	622,941	37%	2,243	622,941	35	12%
Plug/Process Loads	-	0%	140,947	8%	507	140,947	8	3%
Heating	12,439	97%	0	0%	12,439	3,455,278	196	65%
Total	12,832	100%	1,679,800	100%	18,879	5,244,245	298	100%



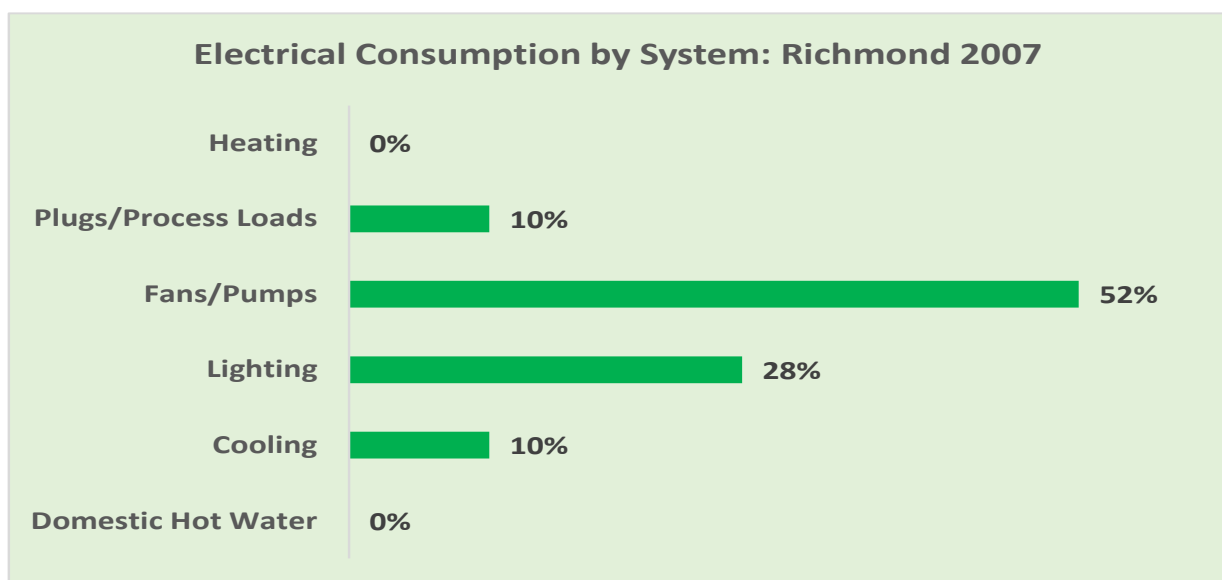
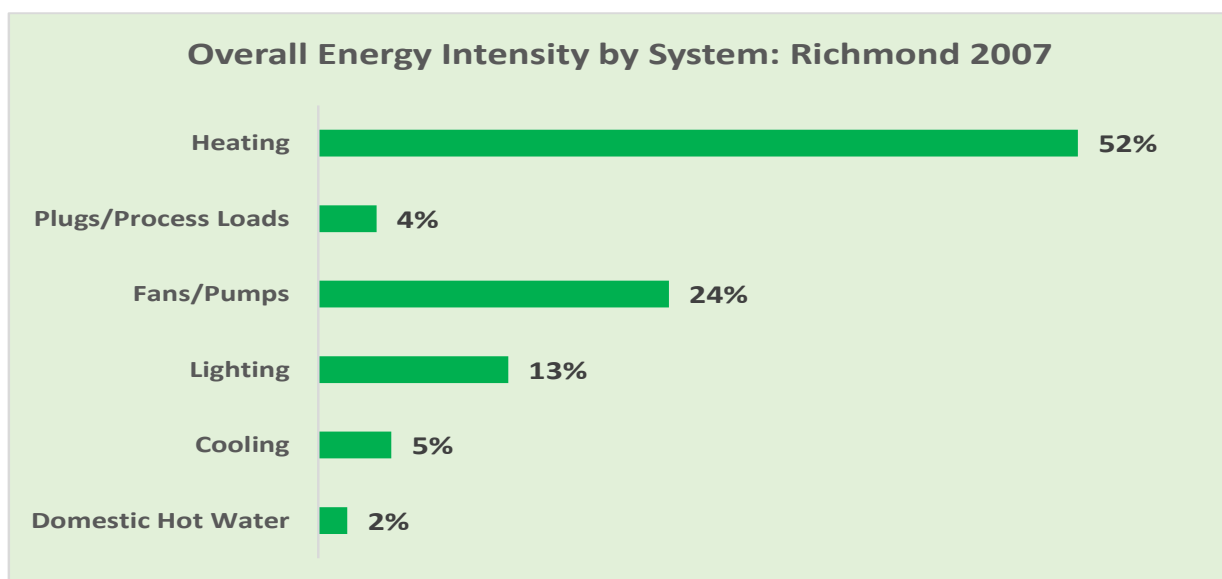
5



⁵ Energy Intensity is calculated by taking the total energy consumption for the year divided by gross m² of the buildings.

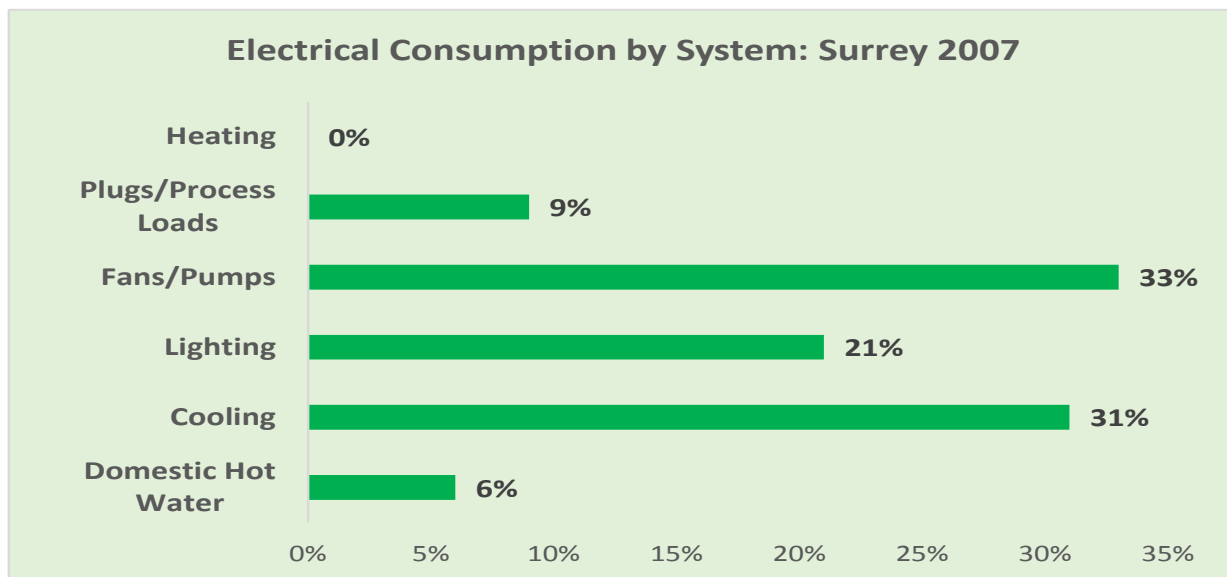
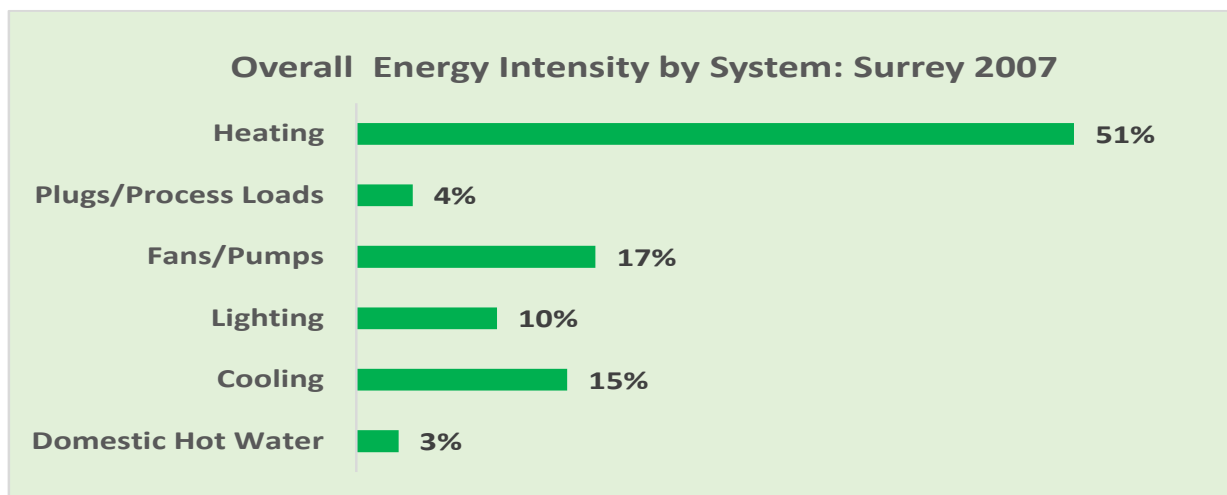
3.2.2. Richmond Campus

System	Total Natural Gas Consumption		Total Electrical Consumption		Overall Energy Consumption		Overall Facility Energy Intensity	
	GJ	%	kWh	%	eGJ	ekWh	ekWh/m ² /yr	%
Domestic Hot Water	387	3%	0	0%	387	107,439	6	2%
Cooling	-	0%	305,534	10%	1,100	305,534	17	5%
Lighting	-	0%	825,885	28%	2,973	825,885	46	13%
Fans/Pumps	-	0%	1,526,877	52%	5,497	1,526,877	85	24%
Plug/Process Loads	-	0%	286,504	10%	1,031	286,504	16	4%
Heating	12,380	97%	0	0%	12,380	3,438,950	192	52%
Total	12,767	100%	2,944,800	100%	23,368	6,491,189	363	100%



3.2.3. Surrey Campus

System	Total Natural Gas Consumption		Total Electrical Consumption		Overall Energy Consumption		Overall Facility Energy Intensity	
	GJ	%	kWh	%	eGJ	ekWh	ekWh/m ² /yr	%
Domestic Hot Water	0	0%	254,958	6%	918	254,958	11	3%
Cooling	0	0%	1,263,136	31%	4,547	1,263,136	54	15%
Lighting	0	0%	852,044	21%	3,067	852,044	37	10%
Fans/Pumps	0	0%	1,390,013	33%	5,004	1,390,013	60	17%
Plug/Process Loads	0	0%	370,848	9%	1,335	370,848	16	4%
Heating	15,006	100%	0	0%	15,006	4,168,361	180	51%
Total	15,006	100%	4,131,000	100%	29,878	8,299,361	358	100%



3.2.4. KPU Tech Campus

KPU Tech Campus opened part-way through 2007 so data is not available for base year 2007.

3.3 Baseline Energy Use – Account Histories

Base Year

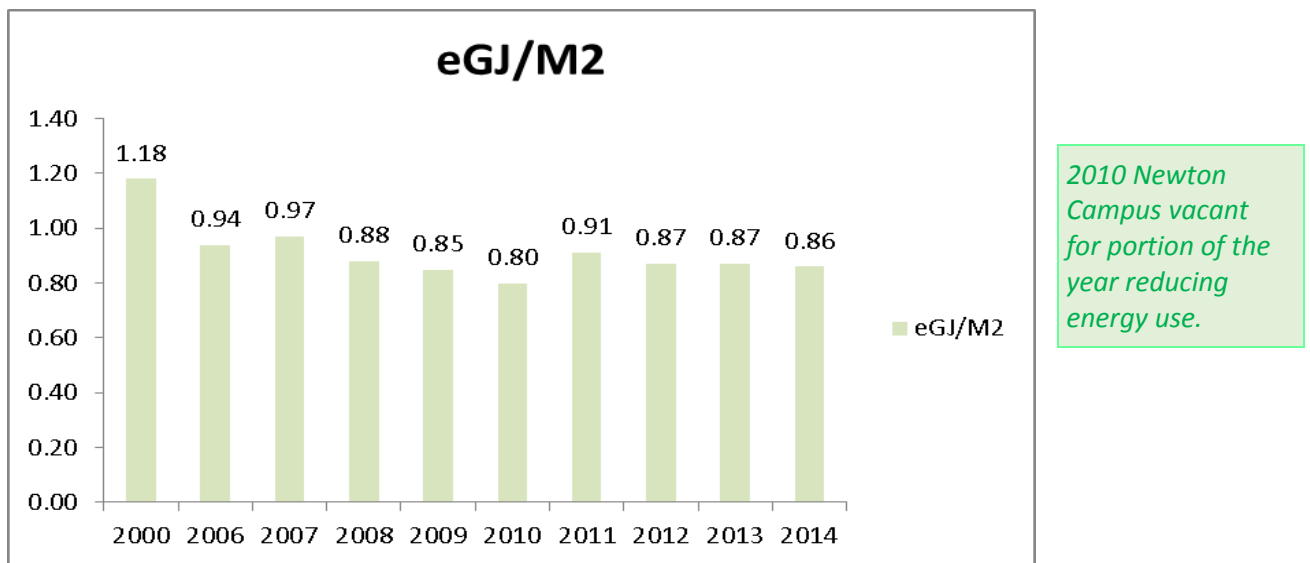
KPU established the year 2000 as a stable base year for energy reduction goals. New mandatory goals established by the Province to increase energy efficiency and reduce greenhouse gas emissions (GHG) provide the new target base years. The base year for electricity reductions is 2006 and the base year for reducing GHG emissions is 2007.

Historical Consumption Data

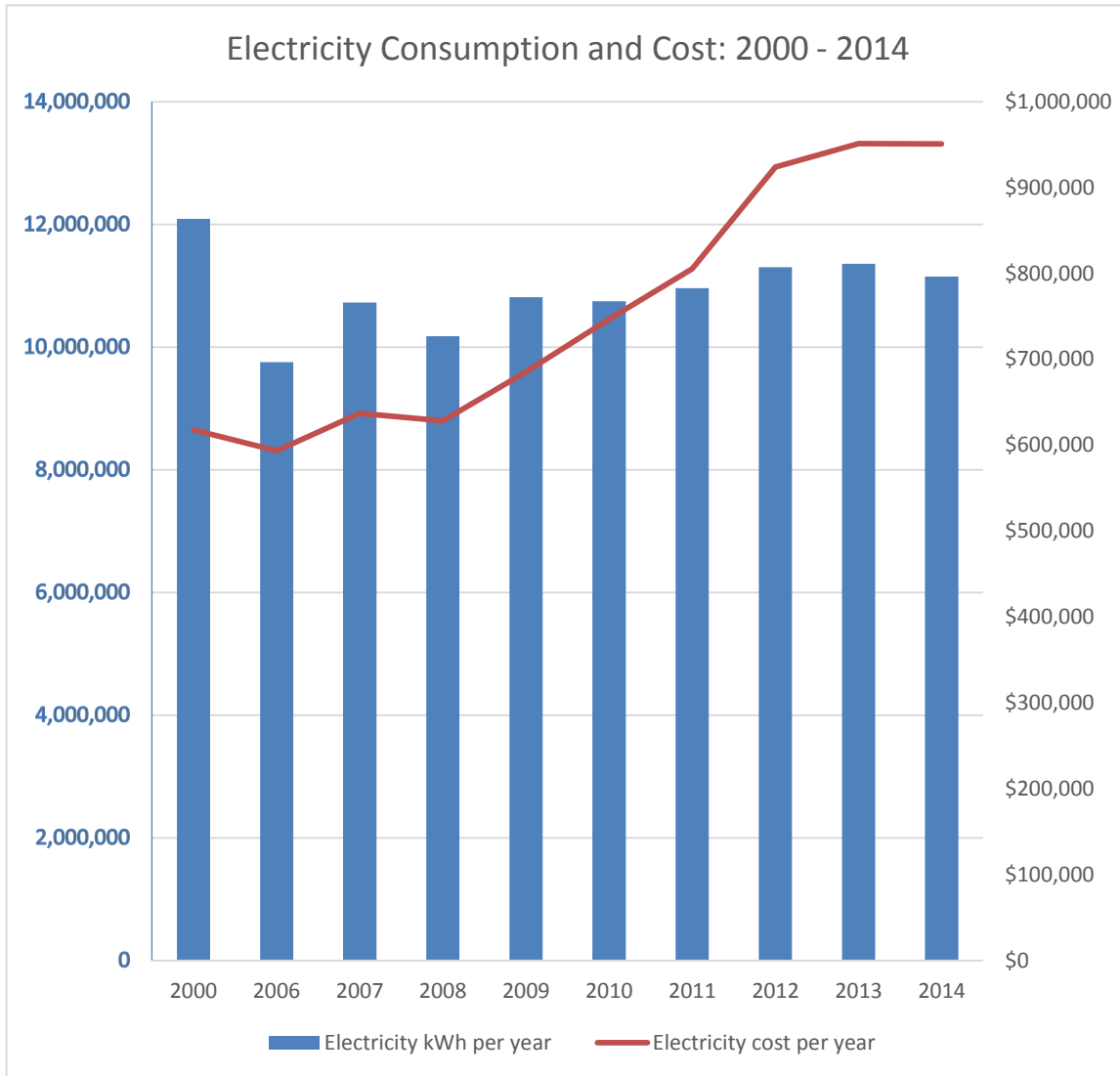
The chart below summarizes energy consumption records from 2000 to 2014. The three base years are bolded; 2000 – KPU’s base year, 2006 – PSECA base year, 2007 – Bill 44 base year

Year	Area/M2	kWh	GJ	eGJ/M2	Electricity \$	Natural Gas \$	Total \$
2000	81,202	12,091,954	52,492	1.18	\$617,873	\$341,254	\$959,127
2006	82,432	9,755,679	42,690	0.94	\$593,649	\$458,089	\$1,051,738
2007	90,304	10,727,111	49,321	0.97	\$637,223	\$600,666	\$1,237,889
2008	95,524	10,180,064	47,459	0.88	\$628,334	\$607,595	\$1,235,929
2009	100,313	10,814,359	46,642	0.85	\$685,518	\$565,735	\$1,251,253
2010	100,313	10,746,063	41,447	0.80	\$746,988	\$446,701	\$1,193,689
2011	97,056	10,963,000	48,511	0.91	\$805,370	\$459,742	\$1,265,112
2012	98,068	11,303,800	44,461	0.87	\$924,164	\$365,185	\$1,289,349
2013	98,068	11,357,800	44,894	0.87	\$951,296	\$381,275	\$1,332,571
2014	98,068	11,147,759	44,417	0.86	\$951,123	\$436,154	\$1,387,277

KPU Energy Consumption and Costs: 2000 – 2014



KPU’s energy efficiency (Energy Intensity) is calculated by taking the total energy consumption for the year, expressed in eGJ (a composite measure of all energy used converted to the equivalent Gigajoules [GJ]) and dividing it by the gross m² of KPU’s buildings.



KPU's energy conservation efforts have reduced electricity consumption. Increasing institutional growth and enrolment demands, coupled with rising electricity rates have emphasized the importance to continue to reduce electrical use.

3.4 Savings Opportunity Assessment

Using benchmark data when performing savings opportunity analysis illustrate opportunities by showing areas with higher than normal energy consumption. Site specific details that may affect the data are considered.

Key site specific details to be considered at KPU:

- Langley Horticulture has the highest energy intensity but only 4% of total floor area.
- KPU Tech is mostly a trades campus.
- Langley, Richmond and Surrey have similar use.
- Langley horticulture has a research greenhouse that opened in 2010.
- Langley has the highest energy intensity due to the ISH research lab which operates 24x7 and has the potential for 14 fresh air changes per hour.
- Langley has a new Brew Instructional Lab that opened in February 2015.



3.5 Asset Registry

KPU maintains a comprehensive listing of all mechanical equipment which is updated on an annual basis. Major Intensity equipment is concentrated at the Institute for the Sustainable Horticulture facilities, the Horticulture Centre and KPU Tech Campus.

It is anticipated the new Brew Instructional Lab will be a significant energy user.

See Appendix #4.

4. OUR ACTIONS

4.1 Quarterly Goals and Objectives

With its long history of energy conservation KPU sets an annual rather than a quarterly reduction target. KPU achieved a 1.82 % reduction in energy consumption in 2014, almost double the target of 1%.

Overview

Further to the exterior lighting technology evaluations conducted in 2012 and 2013, KPU had an electrical engineering firm perform an audit of exterior lighting fixtures and their lighting levels on all campuses in early 2015. The data gathered from the engineer's audit will be used to guide development of the exterior lighting projects planned for implementation in this SEMP.

Interior lighting is being evaluated to identify potential LED lighting opportunities. In addition, the Horticulture Green Team is currently conducting an evaluation of the LED lighting fixtures that were installed in a section of a greenhouse to determine if they are suitable for use as replacements for the High Pressure Sodium lights that use much more energy. Additional LED replacement lighting opportunities are being avidly pursued within all campuses.

In 2014 KPU's reduction in electricity consumption was 210,041 kWh, enough to power 19 homes for a year.

Continued replacement and upgrades of lighting and HVAC controls will provide further operational efficiencies.

Project Planning Considerations

KPU has a wide variety of lighting technology and different fixture types installed at each campus that will be evaluated with the following considerations in mind:

- Each type of technology and fixture type has different design criteria that will be considered before a successful retro-fit can be determined.
- The technology available is changing rapidly and continues to improve. Some technologies are more refined and cost feasible than others.
- There is a considerable price variance for each technology.
- BCHydro offers incentives that provide financial rebates to help pay for the cost of project work.
- Life cycle costing to identify the technology with the best value and performance will be completed.

4.2 Annual Goals and Objectives

KPU enthusiastically pursues energy conservation opportunities as a core value incorporated in its business practices. In keeping with this, KPU strives to continue reducing energy consumption levels, while continuing to grow in size and student enrollment.

KPU commits to a further 1% reduction in 2015 which will be accomplished through continued monitoring, behavior changes and energy conservation initiatives.

4.3 Annual Energy Intensity by Key Performance Indicators

4.3.1. KPU Energy Intensity (eGJ/m²)

When compared to Natural Resources Canada 2005 benchmark data for Universities (2.59 eGJ/m²) every KPU campus area is below the benchmark data. The low energy intensities are the result of KPU's long term commitment to reduce energy consumption on each campus and find new ways to conserve energy with minimal capital investment.

	KPU Tech	Langley Main	Langley – H	Richmond	Surrey	KPU eGJ/m ² Average
2013	0.68	0.94	2.22	0.86	0.81	0.87
2014	0.63	0.90	2.25	0.87	0.81	0.86

4.3.2. KPU Natural Gas Consumption (GJ/m²)

The overall consumption of gas in 2014 was slightly lower than in the previous year.

	KPU Tech	Langley Main	Langley – H	Richmond	Surrey
2013	0.39	0.52	1.85	0.41	0.34
2014	0.36	0.48	1.89	0.41	0.36
% Change	-8%	-8%	2%	0%	6%

4.3.3. KPU Electricity Consumption (kW/m²)

A significant area at Surrey Campus has an electric powered reversible geothermal heating/cooling system. With this system consumption decreases in temperate periods and increases when cooling is required.

	KPU Tech	Langley Main	Langley – H	Richmond	Surrey
2013	78	116	102	126	130
2014	75	116	101	126	127
% Change	-4%	0%	-1%	0%	-2%

4.3.4. KPU's Annual Energy Intensity in ekWh/m²

The table below shows annual energy intensity in ekWh/m² for each campus compared to KPU's 2000 base year for energy projects and to 2006 for PSECA and 2007 for Bill 44. Langley Campus intensity is impacted by the ISH Research Lab and Greenhouse as well as Langley Horticulture.

Year	KPU Tech	Langley Main	Langley – H	Newton*	Richmond	Surrey	Average
2000		280	577	309	368	310	369
2006		240	397	248	277	257	284
2007	179	233	437	278	314	303	291
2008	173	221	427	140	281	270	252
2009	180	241	441	124	259	247	249
2010	168	237	489	37	244	228	234
2011	188	258	558	Closed	273	237	303
2012	184	245	549	Closed	242	235	291
2013	188	260	617	Closed	239	226	306
2014	175	250	625	Closed	241	226	303

*Note:

- 2007 Trades relocated to KPU Tech
- 2010 Vacant for portion of the year

4.3.5. KPU is Becoming More Energy Efficient

From 1994 to 2014 KPU space has increased by 36%. In the same time period natural gas use decreased by 3% and electricity use decreased by 9%. (See Energy Consumption Records for full data:

<http://www.kpu.ca/sustainability/energy-consumption-records>)

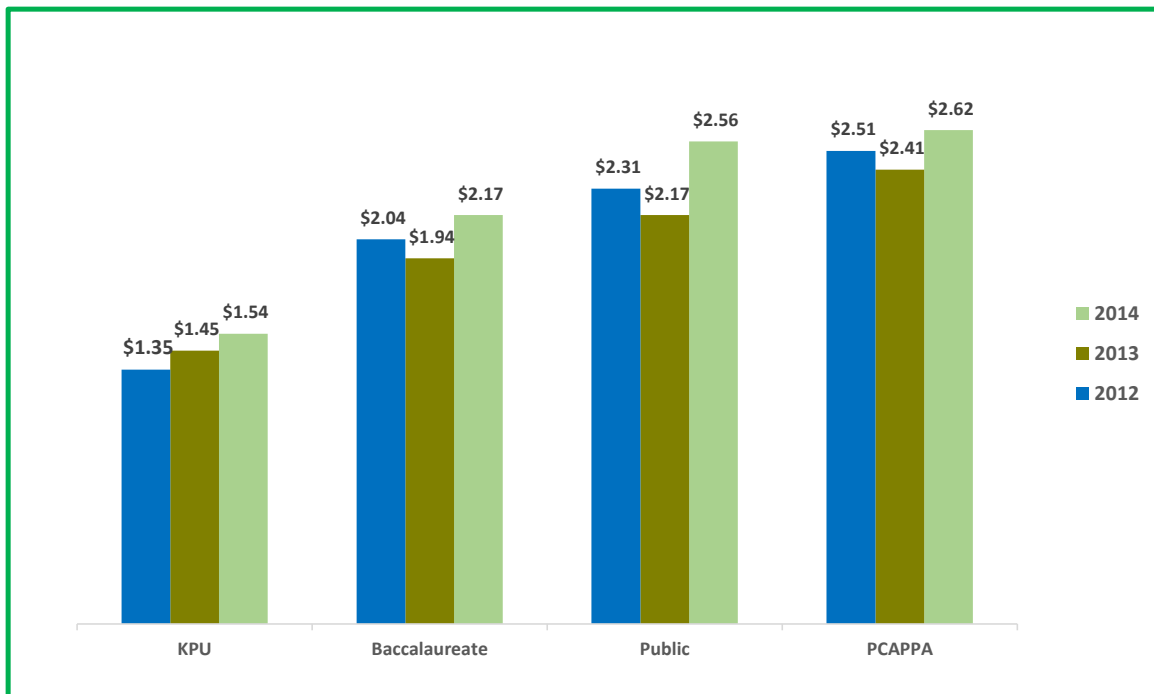
4.3.6. KPU Has Saved Almost \$4 Million by Becoming More Efficient

Total cost avoidance for energy from 2000 to 2014 is estimated to be \$3,783,933.

(See Appendix #5 for detailed information.)

Each year the Association of Physical Plant Administrators (APPA) surveys member colleges and universities across the US and Canada to collect a wide range of data about their physical plant operations. The chart on the next page compares KPU's cost of purchased utilities per square foot (SF) with the costs of different groupings of institutions in the Pacific Coast region (states bordering the Pacific Ocean, Nevada, British Columbia and the Yukon) over the past three years.

Total Energy Cost per SF with Purchased Utilities 2012 – 2014



4.4 Planned Actions (Project List) for Fiscal Year 2015/16

To achieve a further 1% reduction (111,478 kWh) in electricity use KPU will engage in the strategies outlined below.

New Technology

Retrofit a minimum of six areas with new energy efficient lighting technology. This will include new types of fixtures and new controls technology upgrades that enable more use of occupancy sensors.

Energy Manager Funding

KPU has signed a further one year Energy Manager Agreement for Power Smart Partners with BC Hydro.

Metering and Monitoring

KPU is continuing with installation of sub metering and interval energy monitoring systems in a minimum of four areas to more definitively measure electricity and gas consumption of buildings, wings and larger equipment. This will provide data to identify energy savings opportunities, and develop energy conservation projects, while providing energy intensity information of key areas and equipment as recommended in the EMA.

Communication, Training and Awareness

KPU will actively continue to support the five existing energy conservation green teams to increase energy awareness and identify additional projects. KPU commits to establish a minimum of one additional green team in 2015. Additional communication training and awareness will be provided at campus events and other appropriate opportunities.

Capital Renewal and Maintenance Projects

All capital renewal projects will be reviewed for the potential to include improvements to reduce energy consumption.

New Construction and Renovations

Energy efficiency is a key consideration in all construction and renovation projects.

Timeframe



This SEMP is for one year for fiscal year April 1 2015 and ending March 31 2016.

Funding

To support the projects KPU will utilize funding from:

- Provincial grants
- KPU deferred maintenance funds
- Operating funds
- Other grants (i.e. BC Hydro, Fortis)
- KPU Green Revolving fund if required.

SEMP 2015 Approval

Executive Director Facilities Services	Karen Hearn	
President and Vice Chancellor	Dr. Alan Davis	

5. APPENDICES

APPENDIX 1 - Stakeholders

Our Team

KPU's people and their commitment to energy conservation are one of the greatest resources in having an effective energy management program succeed.

Name	Title
Dr. Alan Davis	President and Vice Chancellor
Vacant	Vice-President, Finance and Administration
Karen Hearn	Executive Director, Facilities Services
Ron Mastro Monaco	Senior Key Account Manager, BC Hydro, Customer Service
Simon Vickers	Program Manager , BC Hydro
Craig Hunt	Energy Manager Program Representative
Climate Action Secretariat	Ministry of Environment
	KPU Environmental Sustainability Committee
Maggie Fung	Chief Information Officer, IET Information & Educational Tech
Iain Hunter	Director, Maintenance and Operations, Facilities Services
Stefan Durston	Director, Ancillary Services
Sukey Samra	Director, Technology Services, IET
Alix Best	Senior Buyer, Finance
Don Smith	Manager, Operations, Facilities Services
Shawn Cahill	Manager, Operations, Facilities Services
Maurice Bedard	Manager, Maintenance, Facilities Services
Charles Kincade	Facilities Supervisor, Facilities Services
Dustin Bolton	Facilities Supervisor, Facilities Services
Sam Mann	Facilities Supervisor, Facilities Services
Dan Hall	Facilities Technologist, Facilities Services
Bhupinder Sidhu	Power Engineer, Facilities Services
Bill Uppal	Maintenance Coordinator, Facilities Services
Andy Sayer	Maintenance Coordinator, Facilities Services

BCHydro Support

BCHydro programs provide significant support to KPU achieving reductions in energy usage.

Power Smart Partners Express (PSP) and former Power Smart incentive program (PIP) have provided funding to assist with purchasing more energy efficient products when practical to do so.

The EMA One to Five assessments completed in 2008, 2012 and 2014 identified strategies to enhance the energy management program. KPU received \$50,000 for energy manager funding from BCHydro to advance priorities noted in the EMA.

Key Funding

External organizations help by providing funding and increasing the knowledge base to implement projects. The table below summarizes funding received.

Organization	Description of funding	Year	Value
Province of B.C.	Horticulture Boilers and Domestic Hot Water.	2014-2015	\$160,000
BCHydro	Added light switch control to 8 - 24 hour light fixtures	2012	\$2,200
BCHydro	Funding to hire an Energy Manager	2014	\$50,000
BCHydro	Funding to hire an Energy Manager	2013	\$50,000
BCHydro	Funding to hire an Energy Manager	2012	\$50,000
BCHydro	Funding to hire an Energy Manager	2011	\$100,000
BCHydro	PSP and PIP project incentive funding	2010	\$23,515
Province of B.C.	Geothermal	2009	\$450,000
Province of B.C.	Library mechanical retrofit	2009	\$1,200,000
BCHydro	EPoints and other project funding	2003 – 2008	\$90,458
PSECA	HVAC/Lighting upgrade Langley/ Surrey	2009	\$457,596
BCHydro	Energy Audit	2008	\$72,000
CBIP	KPU Tech project	2007	\$48,000
NRCAN	Efficiency project by Vestar	2002	\$263,000
Total			\$3,016,769

APPENDIX 2 - List of Energy Volunteers

Committee	Members	Title
KPU Environmental Sustainability Committee	Karen Hearn (Co-Chair)	Ex. Director, Facilities Services
	Elizabeth Worobec (Co-Chair)	Dean, Faculty of Science and Horticulture
	Allison Gonzalez	VP Student Services & President of the KSA
	Heather Harrison	Philosophy Instructor, Philosophy and Humanities
	Jeremy McElroy	General Manager, Kwantlen Student Association
	Maggie Fung	Chief Information Officer
	Mairi Lester	Sustainability Coordinator, Kwantlen Student Association
	Marlyn Graziano	Director, External and Government Affairs
	Paul Richard	Faculty, Environmental Protection Program
	Stefan Durston	Director, Ancillary Services
	Arthur Fallick	Assc. VP, Research, Office of Research and Scholarship
Horticulture Green Team	Maurice Bedard	Manager, Maintenance Facilities Services
	Dan Hall	Facilities Technologist
	Shelley Murley	Instruct. Assoc. - Production , Horticulture Instruction & Coordinator
	Charles Kincade	Facilities Supervisor
	Gary Jones	Faculty, School of Horticulture
Institute for Sustainable Horticulture (ISH) Green Team	Maurice Bedard	Manager, Maintenance Facilities Services
	Dan Hall	Facilities Technologist
	Charles Kincade	Facilities Supervisor
	Andres Torres	Research Greenhouse Coord, ISH Lab & Greenhouse
	Deborah Henderson	Director, ISH Lab & Greenhouse
	Lisa Wegener	Lab & Research Coordinator, Horticulture Instruction & Coord
FSG/Supervisor Green Team	Shawn Cahill	Manager, Operations, Facilities Services
	Dan Hall	Facilities Technologist
	Chris Miller	Facilities Support Generalist

	Colin Befus	Facilities Support Generalist
	Mark Siemens	Facilities Support Generalist
	Tim Glatley	Facilities Support Generalist
Science Green Team	Maurice Bedard	Manager, Maintenance, Facilities Services
	David Sud	Chemistry Instructor
	Lana Mihell	Div. Business Manager, Science & Horticulture
	Lee Beavington	Biology Instructor, Biology
	Laura Weir	Biology Instructor, Biology
	Stephanie Flynn	Physics Lab Instructor (AUX), Physics



Policy No.	Original Effective Date	
Approving Jurisdiction	Reviewed:	
Signed By	Revised:	
Administrative Responsibility		

Energy Conservation Policy

A. CONTEXT AND PURPOSE

Kwantlen Polytechnic University (hereinafter referred to as the "University") is committed to energy efficiency and energy conservation, particularly to reduce environmental impact, energy expenditures and to ensure new buildings are minimal energy consumers. This policy identifies energy conservation as a significant priority for the University and outlines steps to manage and reduce energy consumption on the campuses in a manner that is consistent with the Strategic Vision.

The University is committed to minimize energy consumption on all campuses whenever possible through the support and ongoing efforts of the campus community.

The purposes of this Policy are as follows:

1. To comply with electricity conservation goals as defined in the Clean Energy Act through the Public Sector Energy Conservation Agreement (“PSECA”). The PSECA is targeting a 20 percent reduction in public sector electricity from 2006 levels by 2020 which applies to provincial government office buildings, Crown corporations, schools, universities, colleges, hospitals and social housing.
2. To define the roles and responsibilities within the University community for managing energy use.
3. To promote compliance with relevant government legislation and agreements.

B. SCOPE AND LIMITS

This policy addresses energy conservation in all KPU owned and operated buildings.

C. STATEMENT OF POLICY PRINCIPLES

1. The University's Facilities Services is responsible for implementing this policy and ensuring that University buildings are operated, maintained, renovated and constructed in compliance with this policy.
2. Energy conservation is a shared responsibility across KPU.
3. Facilities Services will make every reasonable effort to ensure that indoor air temperature settings achieve energy savings while protecting the University assets and providing adequate working and learning conditions for building occupants.
4. All energy conservation measures, whether undertaken by Facilities Services or by individual members of the campus community, will be consistent with the University's mission and goals for instruction, research and public service.

D. DEFINITIONS - Do not put definitions in the Policy

Refer to the related Procedures document for definitions which will enhance the reader's interpretation of this Policy.

E. RELATED POLICIES & LEGISLATION

<u>Legislation:</u>	None
<u>Policies:</u>	None
<u>Other:</u>	Public Sector Energy Conservation Agreement ("PSECA") BC Energy Plan

F. RELATED PROCEDURES

Refer to *Energy Conservation Procedures*.

G. POLICY HISTORY

Review Date	Revision Date



Policy No.	Original Effective Date	
Approving Jurisdiction	Reviewed:	
Signed By	:Revised:	
Administrative Responsibility		

Energy Conservation Procedure

A. DEFINITIONS

campus community: refers to faculty, staff, students, contractors and university visitors.

energy conservation: Using energy resources in a sustainable way by considering which processes are wasteful and addressing those inefficiencies.

Facilities Services: refers to the University's Facilities Services Department.

PSECA: refers to the Public Sector Energy Conservation Agreement between the provincial government and BC Hydro. The objective of PSECA is to decrease electricity consumption in public sector buildings. The PSECA is targeting a 20% reduction in public sector electricity by 2020 which applies to provincial government office buildings, Crown corporations, schools, universities, colleges, hospitals and social housing.

University: refers to Kwantlen Polytechnic University.

B. PROCEDURES

It is the University's policy to minimize energy consumption and meet with requirements specified by the PSECA on the campus whenever possible. This is accomplished with the support and ongoing efforts through the following energy conservation measures:

- *Individual Actions* such as closing doors and windows; turning off lights and computers when not in use and at the end of each day.
- *Technical Strategies* such as pursuing energy savings in equipment operations and maintenance, as well as in building renovation and new construction.
- *Energy Awareness Training* that encourages energy conservation and environmental stewardship on the campuses and beyond.

GUIDELINES:

Buildings

i) Indoor Air Temperatures

- During normal occupied hours, the target indoor air temperature for offices and classrooms will be a minimum of 20 degrees Celsius for heating and a maximum of 26 degrees Celsius for cooling. Trade shops will have a targeted minimum heating temperature of 15 degrees Celsius. No cooling is provided for trade shops. Facilities Services shall ensure that building spaces are as close to these set points as possible. If building spaces are uncomfortably warm, employees are to contact the Facilities Services Department at facilities@kpu.ca or by phone at (604) 599-2100.
- Building occupants are expected to be prepared for temperature variations and dress for seasonal conditions.
- When the University is closed, heating, ventilation and air conditioning systems will be adjusted so that indoor air temperature settings achieve the greatest energy savings possible while protecting university assets.
- Chemical fume hood sashes are to be closed when not needed to prevent loss of conditioned air. Whenever possible, fume hood exhaust fans are to be turned off when hoods are not in use.
- The University's building automation system will be used to control night time temperatures or other extended periods when facilities are unoccupied.

ii) Lighting

- Lights are to be turned off when not in use, when leaving a room unoccupied and at the end of the day.
- Energy-saving fixtures, lamps, ballasts and lighting control systems will be used to the fullest extent possible in routine maintenance and repair jobs,
- New construction and renovations will use high efficiency lighting and day lighting to the fullest extent possible.
- Interior and exterior decorative lighting will be kept at a minimum.

iii) Electronics

- Computers and other electronic office equipment are to be turned off when not in use and at the end of the day.

- Portable space heaters consume large amounts of energy and are not authorized for campus use without prior written approval from Facilities Services.
- Refrigerators, microwaves and coffee makers consume large amounts of energy and are recommended to be limited to employee lunch rooms and built in kitchen areas.

iv) Water

- Water use is to be minimized. Showers and faucets are to be turned off after each use.
- Cold/cool water will be used whenever possible, unless sanitary or other requirements necessitate the use of hot water.
- Low flow toilets, showers and faucets are installed whenever possible.
- Domestic hot water temperatures will be controlled to 120 degrees Fahrenheit unless medical, instructional, research or other special requirements necessitate the use of other temperatures.

v) Miscellaneous

- Minimize the use of elevators. Take the stairs whenever possible.
- Minimize use of automatic doors and open doors manually rather than with the assistance of door openers.

New Construction

New construction will be designed and built to minimize energy use. The design process will include energy life cycle costing analyses. New buildings will be added to the existing University's building automation system for enhanced energy management capabilities. Alternative energy sources for heating and heat recovery will be considered, as well as day lighting and other strategies for decreasing building energy consumption in accordance with green building concepts.

Renovations

All new construction/renovations will review the benefits of including utility metering (electricity, natural gas, water) and will consider energy-efficiency as a component of building design. Alternative energy sources such as heat recovery will be utilized where practical as well as day lighting and other strategies for decreasing building energy consumption.

ADDITIONAL INFORMATION:

Faculty and staff are encouraged to report building conditions that are inconsistent with the guidelines outlined in this procedure by submitting a service request to Facilities Services at facilities@kpu.ca or by phone at 604-599-2100.

C. RELATED POLICY

Refer to *Energy Conservation Policy XXX*

D. PROCEDURES HISTORY

Reviewed	Revised

APPENDIX 4 – Asset Registry

A full re-audit of all mechanical equipment has been completed with updates to the document in progress. The updated Asset Registry will be available by July 2015.

Asset Registry - All Equipment

Summary of Campus Totals

Note - information not complete and totals only reflect part of actual loads and capacities.
 Future plans are to collect more of the data and update this table.

	Hp	EFF	GPM	CFM	KW	BTU
Cloverdale	448		2124	0	191	7142000
Langley	1533		4248	0	517	32352000
Langley ISH	45		108	1485	3	1641
Richmond	954			175	8743	400000
Surrey	697		5101	577637	1463	12000000
Total	3677		11581	579297	10916	51895641

Cloverdale Campus - Equipment List

ID	Serves	Manufacturer	Model	Date	Motor		Size and Capacity			
					Hp	EFF	GPM	CFM	KW	BTU

Air Conditioning, Computer Room

AC-5.1	Network Server Room 161	Engineered Air	FWA112/C/O	2007	5			3740		
AC-5.2	Network Server Room 161	Engineered Air	FWA112/C/O	2007	5			4086		

Air Conditioning Units, Split Air Cooled

AC-1	Serves comms room 2802	Mitsubishi	MS15TN	2007				452		
AC-2	Serves comms room 2321	Mitsubishi	MS15TN	2007				452		
AC-3	Serves comms room 1130	Mitsubishi	MS15TN	2007				452		
AC-4	Serves comms room 2118	Mitsubishi	MS15TN	2007				452		

Air Compressors, Shop (Package Unit with VSD and Dryer)

Rac-1	Shop air supply - This is a package unit complete with VSD on one compressor, air dryer, air receiver	Atlas Copco	GA11C ff	2007						
Rac-2		Atlas Copco	GA11VSD ff	2007						
VSD				2007						
Dryer				2007						

Air Compressor - Sprinkler System

AC-F1	Welding shop systems 1									
AC-F2	Welding shop systems 2									
AC-F3	Farrier shop									
AC-F4	Main Computer Room Pre-action									
AC-F5	Library Pre-action									

Air Handling Unit

AHU-1(SF)	Automechanics	Venmar	9620	2007	10			9900		
AHU-1(RF)	Automechanics	Venmar	9620	2007	8			8730		
AHU-2(SF)	Appliance Repair	Venmar	9618	2007	7			6298		
AHU-2(RF)	Appliance Repair	Venmar	9618	2007	5.0			6150		
AHU-3(SF)	Upholstery	Venmar	9618	2007	10			8115		
AHU-3(RF)	Upholstery	Venmar	9618	2007	5.0			4650		
AHU-4(SF)	South Classrooms	McQuay	CAH025GDAC	2007	20			11709		
AHU-4(RF)	South Classrooms	McQuay	CAH025GDAC	2007	10			12402		
AHU-5(SF)	Carpentry, Multipurp, Plum	McQuay	CAH025GDAC	2007	20			22152		
AHU-5(RF)	Carpentry, Multipurp, Plum	McQuay	CAH025GHAC	2007	2			5500		
AHU-6(SF)	South Offices	McQuay	OAHO35FDAC	2007	30			19710		
AHU-6(RF)	South Offices	McQuay	OAHO35FDAC	2007	15			17400		
AHU-7(SF)	North Offices and Library	McQuay	OAHO35FDAC	2007	30			18429		
AHU-7(RF)	North Offices and Library	McQuay	OAHO35FDAC	2007	15			15600		
AHU-8	Kitchen and Dining	McQuay	CAH008FDAC	2007	5			4520		
AHU-9(SF)	North Classrooms	McQuay	CAH008FDAC	2007	5			4421		
AHU-9(RF)	North Classrooms	McQuay	CAH008FDAC	2007	5			4300		

AHU-10(SF)	Millwright	Ason	Energypak H36i	2007	10			7690		
AHU-10(RF)	Millwright	Ason	Energypak H36i	2007	8			7350		
AHU-11	Welding Shop	McQuay	CAH0040FHAC	2007	20			21600		
AHU-12	Fabrication and Assembly	McQuay	OAH011GHAM	2007	10			4760		

Boiler - Main Heating

B-1	Main Heating System	Viessmann	VSB-89	2007						3361000
B-2	Main Heating System	Viessmann	VSB-89	2007						3361000

Chiller

CH-1	Campus cooling	McQuay	AGS170C	2007						191
------	----------------	--------	---------	------	--	--	--	--	--	-----

Dust Collector

DC-1	Carpentry shop	New-Tech	NTS-44-30	2007	30			8000		
------	----------------	----------	-----------	------	----	--	--	------	--	--

Exhaust Fan (roof)

EF-1	Mens W/R 1755 & 1756	Greenheck	GB-101	2007	0.250			971		
EF-2	Womens W/R 1757 & 1758	Greenheck	GB-101	2007	0.25			820		
EF-3	Mens W/R 1608 & 1609	Greenheck	GB-101	2007	0.25			973		
EF-4	Mens/Womens W/R 2310	Greenheck	GB-141	2007	0.33			999		
EF-5	Mens/Womens W/R 1411	Greenheck	GB-180	2007	0.50			1940		
EF-7	Automechanics 1830	Greenheck	SWB-213-50	2007	3.00			2793		
EF-8-1	Welding Shop Booths	Greenheck	CUBE-161-7	2007	0.8			2434		
EF-8-2	Welding Shop Booths	Greenheck	CUBE-161-7	2007	0.75			2399		
EF-9-1	Welding Shop Booths	Greenheck	CUBE-161-7	2007	0.75			1938		
EF-9-2	Welding Shop Booths	Greenheck	CUBE-141-5	2007	0.75			1576		
EF-10-1	Welding Shop Arms	Greenheck	TCB-LE-2-22-75	2007	7.50			4626		
EF-10-2	Welding Shop Arms	Greenheck	TCB-LE-2-22-75	2007	7.5			3756		
EF-11-1	Welding Shop Arms	Greenheck	TCB-LE-2-22-75	2007	7.50			5240		
EF-11-2	Welding Shop Arms	Greenheck	TCB-LE-2-22-75	2007	7.50			5356		
EF-14	Main Electric Room 1420	Greenheck	CUBE-300HP-50	2007	3.00			8320		
EF-15	Chiller Electric Room 261	Greenheck	CUBE-200-5	2007	0.50			3280		
EF-16	Hockey Stick Electric Room	Greenheck	RSFP-200-15	2007	0.50			3140		
EF-18	NW Class Elec Room 232	Greenheck	CUBE-200	2007	0.5			3185		
EF-19	Welding Elec Room 2511	Greenheck	CUBE-220-15	2007	2			5784		
EF-20	Elevator Mach Room 1130	Greenheck	CUBE-101-4	2007	0.25			630		
EF-21	Copy Room 1139 & 1131	Greenheck	CUBE-101-HP-3	2007	0.3			385		
EF-24	Kitchen Hood Room 1230	Greenheck	CUBE-161-HP-7	2007	0.75			1428		
EF-25	Kitchen Hood Room 1230	Greenheck	CUBE-161-HP-7	2007	0.75			1402		
EF-26	Millwright Hood Room 152	Greenheck	TCB-LE-2-22-75	2007	7.5			7306		
EF-27	Welding Storage 1531	Greenheck	CUBE-101-4	2007	0.25			251		
EF-28	Library Copy Room 1317 &	Greenheck	CUBE-098-HP	2007	0.25			504		
EF-29	Library Washroom 1324	Greenheck	CUBE-180HP-20	2007	0.25			120		
EF-30	Welding Demo Booth Arm	Greenheck	TCB-LE-2-10-20	2007	2			1300		
EF-32	Janitors Closet 1611	Greenheck	CUBE-101-HP	2007	0.25			345		
EF-33	Power Equipment 1740	Greenheck	CUBE-200-5	2007	0.5			2760		
EF-36	Carpentry Paint Booth	Greenheck	TCB-LE-2-36	2007	20			15900		
EF-37	Automotive Hood 1841	Greenheck	CUBE 240xp-20	2007	2			2418		
EF-38	Automotive Hose Reels 18	Greenheck	9-BISW-21	2007	2			530		
EF-39	Farrier	Greenheck	CUBE-300HP-50	2007	5			5511		
EF-40	Farrier Hoods	Greenheck	CUBE-300HP-50	2007	5			8787		
EF-41	Blacksmith Hood	Greenheck	CUBE-240-HP	2007	3			10305		
EF-42	Blacksmith Arms	Greenheck	CUBE-161-XP-1	2007	1.5			1001		
EF-43	Demo Booth Overhead	Greenheck	TCB-LE-2-9-20-3	2007	2			1160		
EF-44	Auto Demo Hose 1855	Greenheck	9-BISW-21	2007	0.75			252		
EF-46	Storage Room 2120	Greenheck	CUBE-101	2007	0.25			450		
EF-48	Gouging #1 Covered Area	Greenheck	TCB-LE-2-13-30	2007	3			3171		
EF-49	Gouging #1 Covered Area	Greenheck	TCB-LE-2-13-30	2007	3			3100		
EF-50	Gouging #1 Covered Area	Greenheck	TCB-LE-2-13-30	2007	3			?		

EF-51	Storage 1141A & 1143A	Greenheck	CUBE-098-4	2007	0.25		391		
EF-52	Mechanical Room 2610	Greenheck	CUBE-161-HP	2007	0.75		3010		
EF-53	Drafting Support 2110A	Greenheck	CUBE-101-HP-4	2007	0.25		578		
EF-55	Covered Area 1540	Greenheck	VCR300V7B	2007	1		4920		
EF-56	Cutting Tables in Welding	Greenheck	TCBLE-2-22-50-	2007	5		5375		

Exhaust Fan (direct drive)

EF-47	Dry Storage Room 1231	Greenheck	SPA250	2007	?		165		
-------	-----------------------	-----------	--------	------	---	--	-----	--	--

Fire and Jockey Pump

FP-1				2007					
FJ-1				2007					

Force Flow Heater (electric)

FF-1	Entrance	Ouellet	OCA05038	2007					
FF-2	Entrance	Ouellet	OCA05038	2007					
FF-3	Entrance	Ouellet	OCA05038	2007					
FF-4	Entrance	Ouellet	OCA05038	2007					

Heat Exchanger

HE-1	Radiant Slab	Sondex	S7-1G16-25-TL	2007					
------	--------------	--------	---------------	------	--	--	--	--	--

Hot Water Heater

DHWH-1	Main Domestic Hot Water	A.O. Smith	BTH-300	2007					300,000
--------	-------------------------	------------	---------	------	--	--	--	--	---------

Pumps (fractional HP)

P-1	Primary Heating	Bell and Gosset	80	2007	5.00		292		
P-2	Primary Heating	Bell and Gosset	80	2007	5.00		292		
P-3	Standby Heating	Bell and Gosset	80	2007	5.00		292		
P-4	Radiant Circulating	Bell and Gosset	60	2007	0.25		31		
P-5	Standby Radiant	Bell and Gosset	60	2007	0.25		31		
P-6	VAV RHC	Bell and Gosset	60	2007	1		61		
P-7	Standby RHC	Bell and Gosset	60	2007	1.0		61		
P-8	Primary Radiation Heating	Bell and Gosset	60	2007	2		59		
P-9	Standby Radiation Heating	Bell and Gosset	60	2007	2.00		59		
P-10	Primary Cooling	Bell and Gosset	80	2007	5		370		
P-11	Standby Cooling	Bell and Gosset	80	2007	5.00		365		
P-12	Outdoor Pond	Bell and Gosset	80	2007	0.25		?		
P-13	DHW Circulation	Bell and Gosset	36	2007	0.17		11		
P-14	AHU-8 Heating Coil	Bell and Gosset	60	2007	0.50		29		
P-15	AHU-11 Heating Coil	Bell and Gosset	60	2007	1.5		140		
P-16	AHU-16 Heating Coil	Bell and Gosset	60	2007	1		31		

Radiant Slab System

RS-1	Serves Atrium								
------	---------------	--	--	--	--	--	--	--	--

Supply Air Fan

SF-12	Main Electrical Room	Greenheck	RSFP-200-50	2007	5		8253		
SF-13	Chiller Electric Room 261	Greenheck	RSFP-100-10	2007	1.0		2660		
SF-14	Electric Room 2801	Greenheck	RSFP-100-10	2007	1.0		2749		
SF-15	NW Classrooms Elec Rm	Lau	1.44DWDPB	2007	2		2215		
SF-16	NW Classrooms Elec Rm	Lau	1.44DWDPB	2007	1.50		5900		

Sump Pump

SP-1	Loading dock ramp			2007					
SP-2	Water meter sump (south parking)			2007					

Unit Heater (ceiling mounted)

UH-1		Rosemex	Model H	2007	1/6				
------	--	---------	---------	------	-----	--	--	--	--

UH-2		Rosemex	Model H	2007	1/6					
UH-3		Rosemex	Model H	2007	1/6					
UH-4		Rosemex	Model H	2007	1/6					
UH-5		Rosemex	Model H	2007	1/6					

Unit Heater (ceiling mounted)(electric)

UH-6	Farrier (gas fired)	Rezco	PDP	2007						
------	---------------------	-------	-----	------	--	--	--	--	--	--

Unit Heater (ceiling mounted)(gas fired)

UH-7	Farrier (gas fired)	Rezco	PDP	2007						
UH-8				2007						
UH-9	Future Shop	Lennox	LF24-30A-S	2007	1/10	80%				30,000
UH-10	Future Shop	Lennox	LF24-30A-S	2007	1/10	80%				30,000
UH-11	Future Shop	Lennox	LF24-30A-S	2007	1/10	80%				30,000
UH-12	Future Shop	Lennox	LF24-30A-S	2007	1/10	80%				30,000

Water Feature System

P-12	Outdoor Pond	Bell and Gosset	80	2007	0.25					
------	--------------	-----------------	----	------	------	--	--	--	--	--

	Hp	EFF	GPM	CFM	KW	BTU
Cloverdale Totals	448		2124		191	7142000

Langley Campus - Equipment List

ID	Serves	Manufacturer	Model	Date	Motor		Size and Capacity			
					Hp	EFF	GPM	CFM	KW	BTU

Air Conditioning, Computer Room

AC-1	Computer room	Airflow	CCT-SW-UD	1993						
------	---------------	---------	-----------	------	--	--	--	--	--	--

Air Conditioning - Split Air Cooled

SAC-1	Computer Room	LG	NEG Plasma	2009						
-------	---------------	----	------------	------	--	--	--	--	--	--

Air Compressors, Shop/Sprinkler/Controls

Comp-1	Shops (shared air reciever)	Quicy	QT-15	1993	15					
Comp-2	Shops (shared air reciever)	Quicy	QT-15	1993	15	86%				
Comp-3	Controls	Devilbiss		1993	0.5	60%				
Comp-4	Merc Marine				5	82%				
Comp-5	Sprinkler sytem			2003						

Air Dryer

AD-1	Comp-1	Phneumatic	AD-100	1993				100		
AD-2	Comp-2	Phneumatic	AD-100	1993				100		
AD-3	Comp-3	Devilbiss	1-AODC	1993				100		

Air Handling Unit

AHU-1	Theater	Haakon Ind	TC30AFPF	1993	15	86%				
AHU-2	NWSW	Haakon Ind	TC44AFPF	1993	40	89%				30
AHU-3	NWSW	Haakon Ind	TC44AFPF	1993	40	89%				30
AHU-4	Library	Haakon Ind	TC18AFPF	1993	7.5	84%				5.6
AHU-5	Dining	Haakon Ind	LAUA10-10AF	1993	5	82%				3.7
AHU-6	Kitchen	Haakon Ind	TC22AFPF	1993	7.5	84%				5.59
AHU-7	NESE	Haakon Ind	TC49AFPF	1993	50	89%				37.3
AHU-8	Shop Corr	Haakon Ind	LAVA9-8AFCDV	1993	2	79%				
AHU-9	Auto Shop	Haakon Ind	TC27AFPF	1993	15	86%				
AHU-10	Welding Shop (100% FA)	Haakon Ind	TC36AFPF	1993	15	86%				
AHU-11	Electric Shop	Haakon Ind	TC18AFPF	1993	3	81%				2.24
AHU-12	Boiler Room	Haakon Ind	TC27AFPF	1993	8	84%				5.59
AHU-26	Header House	Haakon Ind	TC20AFPF	1993	3	81%				2.24

Boiler - Main Heating

B-1	Main Campus Heating	Bryan	RV450-W-FDG	1993	54					4500000
B-2	Main Campus Heating	Bryan	RV450-W-FDG	1993	54					4500000
B-3	Main Campus Heating	Bryan	RV450-W-FDG	1993	54					4500000
B-4	Horticulture	Bryan	RV350-W-FDG	1993	42					3500000
B-5	Main Campus Heating	Viesmann		2010						

Cooling Tower

CT-1	Main Campus									
------	-------------	--	--	--	--	--	--	--	--	--

Exhaust Fan (with heat recovery)

GE-30	Welding	Leeson	170118	1993	25	88%				
-------	---------	--------	--------	------	----	-----	--	--	--	--

Exhaust Fans (crawlspce)(operate 24x7)

GE-20	Crawlspace	Carnes	LJDA-20-K3	1993	0.16	35%				
GE-21	Crawlspace	Carnes	LJDA-20-K3	1993	0.16	35%				
GE-22	Crawlspace	Carnes	LJDA-20-K3	1993	0.16	35%				
GE-22	Crawlspace	Carnes	LJDA-20-K3	1993	0.16	35%				
GE-23	Crawlspace	Carnes	LJDA-20-K3	1993	0.16	35%				
GE-24	Crawlspace	Carnes	LJDA-20-K3	1993	0.16	35%				

Exhaust Fans (belt drive)

GE-2	Roof West, Chemical Lab	Carnes	VEBK-15-L1	1993	0.25	54%				
------	-------------------------	--------	------------	------	------	-----	--	--	--	--

GE-3	Roof West, Chemical Prep	Carnes	VEBK-10-K2	1993	0.16	35%				
GE-4	Elevator Mechanical	Carnes	V1BK-06-K4	1993	0.16	35%				
GE-6	Roof West - Biology Prep	Carnes	VEBK-15-L1	1993	0.25	54%				
GE-7	Roof West - Rm 1335	Carnes	VEBK-12-L1	1993	0.25	54%				
GE-8	Roof West - Rm 1335	Carnes	VEBK-06-K5	1993	0.16	35%				
GE-9	Roof West - Biology Lab	Carnes	VEBK-18-M1	1993	0.3	56%				
GE10	Room 1330 - Biology Green	Carnes	LJDA-16-M4	1993	0.16	35%				
GE-11	Room 1271 - Project Rm	Carnes	V1BK-06-K3	1993	0.16	35%				
GE-12	Room 2591 - Elevator Machine	Carnes	V1BK-06-K4	1993	0.16	35%				
GE-13	Roof - Autoclave B	Carnes	VEBK-12-L1	1993	0.25	54%				
GE14	Roof - Botany Lab	Carnes	VEBK-18-M1	1993	0.3	56%				
GE16	Roof - Room 1622 (roof by	Carnes		1993	0.16	35%				
GE19	Chemical Lab	Carnes	VEBK-06-L1	1993	0.25	54%				
GE-25	Dishwasher	Carnes	D134 Size 15	1993	0.25	54%				
GE-26	Roof Common	Carnes	VEBK-10-L1	1993	0.25	54%				
GE-27	Engine Exhaust Room 180	Chicago Blower	SQ1-11-L51	1993	3	81%				
GE-28	Shop	Carnes	V2BK-06-K4	1993	0.16	35%				
GE-29	Roof - Welding	Carnes	VEBK-15-M1	1993	0.3	56%				
GE-31	Roof W - Rm 1325	Carnes	VEBK-06-L1	1993	0.25					
TE-1		Carnes								
TE-2	Washroom Exhaust Room	Carnes	V1BK-15-P1	1993		60%			0.37	
TE-3	Washroom Exhaust Room	Carnes	V1BK-21-S1	1993		75%			0.75	
TE-4	Washroom Exhaust Room	Carnes	V1BK-21-S1	1993		75%			0.75	
TE-5	Roof Common - Shops We	Carnes	VEBK-10-L1	1993	0.250	54%				
TE-6	Shop Fan Room - Shops B	Carnes	V1BK-06-K3	1993	0.160	35%				
TE-7	Washroom Exhaust	Carnes	VEBK-06-K3	1993	0.160	35%				
TE-8	Locker Room Exhaust	Carnes	VEBK-12-L1	1993	0.250	54%				

Exhaust Fans (direct drive)

GE-17	Recycle Room	Carnes	LJDA-12-K4	1993	0.16	35%				
GE-18	Electric Room 1153	Carnes	LJDA-20-K3	1993	0.16	35%				
GE-32	SE wall hort bldg	Carnes	LJDA-20-M4	1993	0.30	56%				
GE-33	N143	Carnes	LJDA-12-23	1993	0.16	54%				
GE-34	N141	Carnes	LJDA-12-K6	1993	0.16	35%				

Fan Coil Unit and Fan Terminal Unit

FCU-1	Bunker	Magic aire	24 BHW-4	1993	0.25	54%		600		
FTU-1	Bridge	E. H. Price	FDV-S020	1993	0.5	60%				
FTU-2	Bridge	E. H. Price	FDV-S020	1993	0.5	60%				
FTU-3	Sec Room 1026	E. H. Price	FDV-S020	1993	0.125	35%				
FTU-4	Room 1025 Entry	E. H. Price	FDV-S020	1993	0.125	35%				

Force Flow Heaters

FF-1	Rm 1355	Trane		1993	0.05	35%				
FF-2	Stair 1	Trane	F11A03	1993	0.05	35%				
FF-3	Hall by 1041	Trane	D34A03	1993	0.05	35%				
FF-4	Hall by 1005	Trane	H46A03	1993	0.05	35%				
FF-5	Stair 7	Trane	H46A03	1993	0.05	35%				
FF-6	Vestibule 1140	Trane	H46A03	1993	0.05	35%				
FF-7	Stair 4	Trane	B42A03	1993	0.05	35%				
FF-8	Hall by room 1221	Trane	H46A03	1993	0.05	35%				
FF-9	Stair 2	Trane	B42A03	1993	0.05	35%				
FF-10	Stair 5	Trane	B42A03	1993	0.05	35%				
FF-11	Hall 1501	Trane	H46A03	1993	0.05	35%				
FF-12	Lobby 1500	Trane	D34A03	1993	0.05	35%				
FF-13	Hall 1600	Trane	D34A03	1993	0.05	35%				
FF-14	Stair 8	Trane	B42A03	1993	0.05	35%				
FF-15	Hall by Room 1640	Trane	H46A03	1993	0.05	35%				
FF-16	Stair 9	Trane	B42A03	1993	0.05	35%				

FF-17	Kitchen 1575	Trane	H46A03	1993	0.05	35%				
FF-18	Hall 1700	Trane	H46A03	1993	0.05	35%				
FF-19	Shops 1800	Trane	D46A03	1993	0.05	35%				
FF-20	Shops 1800	Trane	D46A03	1993	0.05	35%				
FF-21	Shops 1900	Trane	B42A03	1993	0.05	35%				
FF-22	Shops 1710	Trane	D46A03	1993	0.05	35%				

Fume Hood Exhaust Fans (not in service)

FE-1	Fume hood room 1345	Chicago Blower	AVS135ABD	1993	0.75	72%				
FE-2	Fume hood room 1345	Chicago Blower	AVS135ADB	1993	0.75	72%				
FE-3	Fume hood room 1345	Chicago Blower	AVS135ADB	1993	0.75	72%				
FE-4	Fume hood room 1345	Chicago Blower	AVS135ADB	1993	0.75	72%				
FE-5	Fume hood room 1345	Chicago Blower	AVS135ABD	1993	0.75	72%				
FE-6	Fume hood room 1348	Chicago Blower	AVS135ABD	1993	0.75	72%				
FE-7	Bio Hood Room 1355	Chicago Blower	AVS87ABF	1993	0.50	60%				
FE-8	Fume hood room 1325	Chicago Blower	AVS135ADB	1993	0.75	72%				
FE-9	Fume hood room 1325	Chicago Blower	AVS135ABD	1993	0.75	72%				
FE-10	Fume hood room 1345	Chicago Blower	AVS135ADB	1993	0.75	72%				
FE-11	Fume hood room 1660	Chicago Blower	AVS87ABF	1993	0.75	72%				
FE-12	Fume hood room 1662	Chicago Blower		1993	0.75	72%				
FE-13	Fume hood room 1662	Chicago Blower		1993	0.75	72%				
FE-14	Fume hood room 1662	Chicago Blower		1993	0.75	72%				

Hot Water Heater

HW-1	Campus	A.O. Smith	HW-399 SW	1993						399000
HW-2	Campus	A.O. Smith	HW-399 SW	1993						399000
HW-3	Header House	A.O. Smith	BT270-860s	1993						270000
HW-4	Horticulture (seasonal heat)			2004						

Kitchen Exhaust Fan

KE-1	Kitchen Hood	Chicago Blower	AVS270ABF	1993	3.00	81%				
------	--------------	----------------	-----------	------	------	-----	--	--	--	--

Pump

P-5	Primary Heating circulation	Armstrong	4300	1993	15	86%				
P-6	Primary Heating circulation	Armstrong	4300	1993	15	86%				
P-18										
P-20										
P-18	Cooling Tower (vertical)	Armstrong	4300	1993	30	89%				
P-20	Chiller Water (vertical)	Armstrong	4300	1993	40	89%				

Pump (fractional HP)

HW-1	Boiler Room	Armstrong	E6312	1993	0.16	35%				
HW-2	Boiler Room	Armstrong	E6312	1993	0.16	35%				
P-1	Serves boiler B-1	Armstrong	1050	1993	0.5	60%				
P-2	Serves boiler B-2	Armstrong	1050	1993	0.5	60%				
P-3	Serves boiler B-3	Armstrong	1050	1993	0.5	60%				
P-8	NW Wing	Armstrong	4380	1993	3	81%				
P-9	NW Wing	Armstrong	1.25b 4360B-00	1993	1.5	77%				
P-10	NE Wing	Armstrong	4380	1993	3	81%				
P-11	Serves boiler AHU-6	Armstrong	H32	1993	0.16	35%				
P-12	Hall by Room - Shop Units	Armstrong	4380	1993	1	75%				
P-13	Serves AHU-8	Armstrong	S25	1993	0.08	35%				
P-14	Serves AHU-9/10	Armstrong	H22	1993	0.16	35%				
P-15	Welding AHU	Armstrong	S-35	1993	0.16	35%				
P-16	Serves heating AHU-2	Armstrong	S-25	1993	0.08	35%				
P-17	Serves heating AHU-10	Armstrong	4380	1993	1.5	77%				
P-23	Poly Greenhouse	Armstrong	H65	1993	1	75%				
P-24	Serves AHU-28	Armstrong	H53	1993	0.50	60%				
P-25	Header House	Armstrong	H64	1993	0.75	72%				

P-26	Bldg #4	Armstrong	H63	1993	0.5	60%				
P-27	Greenhouse	Armstrong	3D-4360	1993	2	79%				
P-28	Boiler Circulation	Armstrong	1050	1993	0.5	60%				

Return Air Fan

RF-1	AHU-5	LAU	AHU-5	1993	1	75%			0.19	
RF-2	Shops West	Chicago Blower	D47-3000-A6-17	1993	5	82%			3.73	
RF-3	Bunker	Carnes	V1BK-10-L1	1993	0.25	54%			1.49	

Sump Pump

SMP-1	East Shop wing			1993						
SMP-2	Outside Generator room (controller 1625)			1993						
SMP-3	Outside Library (controller 1080)			1993						

Supply Fan (belt drive)

SF-13	Serves Electrical Room	Carnes	VFBA-20-W2	1993					2.24	
SF-14	Room 1915 (Trades S Me)	Carnes	V1BK-15-S1	1993	1	75%			0.75	
SF-15	Room 1910 (Trades S Ele)	Carnes	V1BK-12-P1	1993	0.5	60%			0.37	
SF-16	Electric Room 1080 (admi)	Carnes	V1BK-12-P1	1993	0.5	60%			0.37	
SF-17	Electric Room 1153	Carnes	V1BK-15-S1	1993	1	75%			0.75	
SF-18	Electric Room 1545	Carnes	V1BK-15-S1	1993	0.75	72%			0.56	
SF-27	N104	Carnes	DVA-7	1993	0.33	56%			0.25	

Supply Fan (crawlspc)(direct drive)

SF-19	Crawlspc	Carnes	LJDA-12-23	1993					0.05	
SF-20	Crawlspc	Carnes	LJDA-12-23	1993					0.05	
SF-21	Crawlspc	Carnes	LJDA-12-K4	1993					0.12	
SF-22	Crawlspc	Carnes	LJDA-12-K4	1993					0.12	
SF-23	Crawlspc	Carnes	LJDA-12-K4	1993					0.12	

Unit Heater

UH-1	Crawlspc	Trane	100S	1993	0.125	35%				
UH-2	Crawlspc	Trane	100S	1993	0.125	35%				
UH-3	Crawlspc	Trane	100S	1993	0.125	35%				
UH-4	Crawlspc	Trane	100S	1993	0.125	35%				
UH-5	Crawlspc	Trane	100S	1993	0.125	35%				
UH-6	Crawlspc	Trane	100S	1993	0.125	35%				
UH-7	Crawlspc	Trane	100S	1993	0.125	35%				
UH-8	Generator Room	Trane	100S	1993	0.125	35%				
UH-9	Crawlspc	Trane	100S	1993	0.125	35%				
UH-10	Crawlspc	Trane	100S	1993	0.125	35%				
UH-11	Crawlspc	Trane	100S	1993	0.125	35%				
UH-12	Crawlspc	Trane	100S	1993	0.125	35%				
UH-13	Crawlspc	Trane	100S	1993	0.125	35%				
UH-14	Crawlspc	Trane	100S	1993	0.125	35%				
UH-15	Crawlspc	Trane	100S	1993	0.125	35%				
UH-16	Crawlspc	Trane	100S	1993	0.125	35%				
UH-17	Crawlspc	Trane	100S	1993	0.125	35%				
UH-18	Crawlspc	Trane	100S	1993	0.125	35%				
UH-19	Crawlspc	Trane	100S	1993	0.125	35%				
UH-20	Crawlspc	Trane	100S	1993	0.125	35%				
UH-21	Crawlspc	Trane	100S	1993	0.125	35%				
UH-22	Crawlspc	Trane	100S	1993	0.125	35%				
UH-23	Crawlspc	Trane	100S	1993	0.125	35%				
UH-25	Crawlspc	Trane	100S	1993	0.125	35%				
UH-25	Crawlspc	Trane	100S	1993	0.125	35%				
UH-26	Crawlspc	Trane	100S	1993	0.125	35%				
UH-27	Crawlspc	Trane	100S	1993	0.125	35%				
UH-28	Crawlspc	Trane	100S	1993	0.125	35%				

UH-29	Crawlspace	Trane	100S	1993	0.125	35%				
UH-30	Crawlspace	Trane	100S	1993	0.125	35%				
UH-31	Electric Vault Room 1626	Trane	100S	1993	0.125	35%				
UH-32	Crawlspace	Trane	100S	1993	0.125	35%				
UH-33	Crawlspace	Trane	100S	1993	0.125	35%				
UH-34	Crawlspace	Trane	100S	1993	0.125	35%				
UH-35	Greenhouse	Trane	100S	1993	0.125	35%				
UH-36	Audit Storage	Trane	70S	1993	0.125	35%				
UH-37	Loadind Dock	Trane	100S	1993	0.125	35%				
UH-38	Room 1710	Trane	100S	1993	0.125	35%				
UH-39	Room 1800	Trane	100S	1993	0.125	35%				
UH-40	Room 1800	Trane	100S	1993	0.125	35%				
UH-41	Room 1900	Trane	100S	1993	0.125	35%				
UH-42	Room 1955	Trane	100S	1993	0.125	35%				
UH-43	Room 1910	Trane	100S	1993	0.125	35%				
UH-44	Room 1915	Trane	100S	1993	0.125	35%				
UH-45	Room 1808	Trane	100S	1993	0.125	35%				
UH-46	Room 1809	Trane	100S	1993	0.125	35%				
UH-47	Mechanical Room	Trane	100S	1993	0.125	35%				
UH-48	Hallway by Room	Trane	100S	1993	0.125	35%				
UH-101	Electric Room	Trane	100S	1993	0.125	35%				
UH-102	Shop	Trane	42S	1993	0.125	35%				
UH-103	Shop	Trane	70S	1993	0.125	35%				
UH-104	Shop	Trane	70S	1993	0.125	35%				
UH-105	N104	Trane	70S	1993	0.040	35%				
UH-106	N105	Trane	18S	1993	0.040	35%				
UH-108	North	Trane	18S	1993	0.040	35%				
UH-109	North	Trane	90S	1993	0.040	35%				
UH-110	Shop	Trane	42S	1993	0.125	35%				
UH-111	Shop	Trane	42S	1993	0.125	35%				

Water Feature System

WF-1	Pump located in sump			1993	0.250					
------	----------------------	--	--	------	-------	--	--	--	--	--

	Hp	EFF	GPM	CFM	KW	BTU
Langley Totals	1533		4248		517.3	32352000

Langley Campus ISH - Equipment List

ID	Serves	Manufacturer	Model	Date	Motor		Size and Capacity				
					Hp	EFF	GPM	CFM	KW	BTU	
Air Handling Unit											
AHU-30	Serves Lab	McQuay	OAH014GDAC	2009	15						15

Chiller (Air Cooling Water Chiller)

CH-30	Serves lab	Drake	PACT70S6-T5-Z	2009							
-------	------------	-------	---------------	------	--	--	--	--	--	--	--

Exhaust Fans (direct drive)

EF-32	Washroom Exhaust	Carnes	VCDK009C								
-------	------------------	--------	----------	--	--	--	--	--	--	--	--

Exhaust Fans (strobic)

EF-30		Tri-stack	TS1L50B18	2009	15						15
EF-31		Tri-stack	TS1L50B18	2009	15						15

Expansion Tank

ET-1	Extrol	AX40V		2009							
ET-2	Extrol	AX40V		2009							
ET-3	Extrol	AX40V		2009							

Heat Exchangers

HX-1	Heating	Sondex Inc	SB1G44	2009							
HX-2	Cooling	Sondex Inc	S4A1G11	2009							
HX-3	Heating	Sondex Inc	S81G25	2009							
HX-4	Cooling	Sondex Inc	S4A1G11	2009							
HX-5	AHU-30	Sondex Inc	S8A1G34	2009							

Heat Pumps - Water to Water

HP-1	McQuay	EW030R	EW030R304SS	2009							
HP-2	McQuay	EW030R	EW030R304SS	2009							

Heat Recovery Unit

HRV-1	Serves EF-30 and EF-31	Scott Springfield	HQ-60-AHU-690	2009							
-------	------------------------	-------------------	---------------	------	--	--	--	--	--	--	--

Pumps (Sealed Units)

P-30	Hex 3/4 (3 Speed)	Grundfos	UPS 26-99FC	2009			11		0.197	11.197
P-31	Hex 3/4 (3 Speed)	Grundfos	UPS 26-99FC	2009			11		0.197	11.197
P-32	Heat Pump Primary (load)	Grundfos	UPS 26-99FC	2009			24		0.6	24.600
P-38	Heat Pump Source HRV-1	Grundfos	UPS 26-99FC	2009			13.9		0.28	14.180
P-39	AHU-1 Coil (3 speed) HEX	Grundfos	UPS 32-80-F	2009			27		0.8	27.800
P-40	Growth Chambers	Grundfos	UPS 32-80-F	2009			8.3		0.197	8.497
P-41	Chiller Cooling Coils	Grundfos	UPS 32-80-F	2009			13.1		0.28	13.380

Supply Fans (belt drive)

SF-30	Serves Room 1726	Delhi	F210AL	2009				1485		1485.00
-------	------------------	-------	--------	------	--	--	--	------	--	---------

	Hp	EFF	GPM	CFM	KW	BTU
Langley ISH Totals	45		108	1485	3	1641

Richmond Campus - Equipment List

ID	Serves	Manufacturer	Model	Date	Motor		Size and Capacity			
					Hp	EFF	GPM	CFM	KW	BTU

Air Conditioning - Computer Room

ACU-1	Computer room	Liebert	CU 42A	1992					11.3	
ACU-2	Room 3460	Liebert	CU 42A	1992					11.3	
ACCU-1	ACU-1	Liebert	DCSF083LP	1992	0.75					
ACCU-2	ACU-2	Liebert	DCSF083LP	1992	0.75					

Air Conditioning Unit - Split Air Cooled

AC-1	West Classroom									
------	----------------	--	--	--	--	--	--	--	--	--

Air Compressors, Controls

CAD-1	Controls	Ingersol Rand	253	1992	5					
CAD-2	Controls	Ingersol Rand	253	1992	5					
PF-3	Sprinkler System	Swan	SU-202	1992	1.5	77				

Air Compressors, Laboratory/Sprinkler

PUMP-1	Lab (same air receiver Pur	Pearless	PE30C-70A	1992	10	85				
PUMP-2	Lab (same air receiver Pur	Pearless	PE30C-70A	1992	25	88				

Air Dryers

DC-1	AC-1&2	Hankison	PR150	1992				150		
DC-2	AC-1&2	Devilibiss	1A01DC	1992				25		

Air Handling Units(package units)(SF=supply fan)(RF=return fan)

RTU-1(SF)	North Wing	Tri-Metal Fab	P-40	1992	30	89				
RTU-1(RF)	North Wing	Tri-Metal Fab	P-40	1992	7.5	84				
RTU-2(SF)	3rd Floor North West	Tri-Metal Fab		1992	30	89				
RTU-2(RF)	3rd Floor North West	Tri-Metal Fab		1992	10	85				
RTU-3(SF)	Main & 2nd Floor	Tri-Metal Fab		1992	30	89				
RTU-3(RF)	Main & 2nd Floor	Tri-Metal Fab		1992	7.5	84				
RTU-4(SF)	Main & 2nd Floor	Tri-Metal Fab		1992	30	89				
RTU-4(RF)	Main & 2nd Floor	Tri-Metal Fab		1992	10	85				
RTU-5(SF)	3rd Floor East side	Tri-Metal Fab		1992	30	89				
RTU-5(RF)	3rd Floor East side			1992	7.5	85				
RTU-6(SF)	Main & 2nd Floor	Tri-Metal Fab		1992	28	89				
RTU-6(RF)	Main & 2nd Floor	Tri-Metal Fab		1992	8	85				
RTU-7(SF)	Main West Wing	Tri-Metal Fab		1992	40	89				
RTU-7(RF)	Main & 2nd Floor			1992	10	85				
RTU-8(SF)	Main West Wing	Tri-Metal Fab		1992	40	89				
RTU-8(RF)	2nd West Wing			1992	7.5	84				
RTU-9(SF)	2nd East Wing	Tri-Metal Fab		1992	30	89				
RTU-9(RF)	2nd East Wing			1992	7.5	84				
RTU-10(SF)	Main Floor East	Tri-Metal Fab		1992	40	89				
RTU-10(RF)	Main Floor East			1992	10	85				
RTU-11(SF)	3rd Floor East Wing	Tri-Metal Fab		1992	40	89				
RTU-11(RF)	Main Floor East			1992	10	85				
RTU-12	3rd Floor East Wing	Pace	P27	1992	5	82				

Boilers

MBTU

B-1	Campus	Unilux	2F-700W	1992					1744	
B-2	Campus	Unilux	2F-700W	1992					1744	

Cabinet Fan (fan coil entry heater)

MBTU

FC-1	Campus	Unilux	2F-700W	1992					1744	
FC-2	Campus	Unilux	2F-700W	1992					1744	
FC-2	Campus	Unilux	2F-700W	1992					1744	

Cooling Tower

CH-1										
------	--	--	--	--	--	--	--	--	--	--

Domestic Water Pump System (not in service)

PDW-4	Domestic Water booster			1992	15	86				
PDW-5	Domestic Water booster			1992	7.5	84				

Exhaust Fans (belt drive)

EF-1	Parkade Exhaust	Cames	LABA-54-X1	1992	5	82				
EF-2	Parkade Exhaust	Cames	LABA-54-X1	1992	5	82				
EF-5	Main Electric Room	Cames	LABA-24-52	1992	5	82				
EF-6	Rotunda - West Roof	Cames	VEBK-18-P1	1992	0.5	60				
EF-7	Rotunda - East Roof	Cames	VEBK-24-V1	1992	0.5	60				
EF-8	NE Roof - Main E Gen Ex	Cames	VEBK-24-V1	1992	2	79				
EF-9	NW Roof - Washroom	Cames	VEBK-10-M1	1992	0.3	56				
EF-10	NW Roof - Washroom	Cames	VEBK-12-L1	1992	0.25	54				
EF-11	NW Roof - Washroom	Cames	VEBK-12-L1	1992	0.25	54				
EF-12	Receiving Storage	Cames	V1BK-15-R1	1992	0.75	72				
EF-17	East Roof - General Exhaust	Cames	BIRM-182	1992	5	82				
EF-18	SW Pen - Autoclave	Cames	V1BK-10-P1	1992	0.5	60				
EF-19	SW Pen - Autoclave	Cames	V1BK-10-P1	1992	0.5	60				
EF-22	N Roof	Lau	B1-22	1992	1	75				
EF-23	Chiller Room	Cames	LWBA-24-S2	1992	1	75				
EF-24	General Exhaust RTU-10	Pell	P-24	1992	5	82				
EF-25	W Wing Roof - Dishwasher	Lau	B1-22	1992	0.5					
EF-26	Washroom - RTU-9	Cames	V1BK-15-R1	1992	5	72				
EF-27	3rd Floor East - General Exhaust	Cames	VCDB-045	1992	0.25	54				
EF-28	W Wing Roof - Washroom	Cames	BIRM-150	1992	1.5					
EF-30	E Wing - General Exhaust	Cames	BIRM-182	1992	1.5	77				
EF-35	E Roof - Spray Booth	Lau	B1-122	1992	0.5	60				

Exhaust Fans (direct drive)

EF-13	P575	Cames	VCBD-045	1992	0.25	54				
EF-14		Cames	BCDB-030	1992	0.25	54				
EF-20	P850	Cames	VWVK-06-F2	1992	0.05	35				
EF-21	Acid Tank Room	Cames	VWVK-06-F2	1992	0.05	35				
EF-29	Roof - Bunker	Cames	VEDK-06-F2	1992	0.05	35				
EF-31	NW Pen - General Exhaust	Cames	LIDA-16-K3	1992	0.16	35				
EF-32	SW Pen - General Exhaust	Cames	LJTA-16-K3	1992	0.16	35				
EF-33	NE Pen - General Exhaust	Cames	LJTA-16-K3	1992	0.16	35				
EF-34	NW Pen - General Exhaust	Cames	LIDA-16-K3	1992	0.16	35				
EF-36	3rd Floor N - Greenhouse	Cames	LIDA-16-KB	1992	0.16	35				

Fire and Jockey Pump

FP-1	Sprinkler Room	Aurora	453A	1992	50					
PD-2	Sprinkler Room	Aurora	92-03991	1992	1.5	77				

Force Flow Heaters

FF-1	Stair 7 - Parking	Dunham Bush	CUH-100	1992	0.3	56				
FF-2	Stair 6 - Parking	Dunham Bush	CUH-100	1992	0.3	56				
FF-3	Stair 5 - Parking	Dunham Bush	CUH-100	1992	0.3	56				
FF-4	Stair 3 - Parking	Dunham Bush	CUH-100	1992	0.3	56				
FF-5	Stair 4 - Parking	Dunham Bush	CUH-100	1992	0.3	56				
FF-6	E Vestibule - Parking	Dunham Bush	CUH-100	1992	0.3					
FF-7	E Vestibule - Parking	Dunham Bush	CUH-100	1992	0.3					
FF-8	Stair 8 - Main Floor	Dunham Bush	CUH-100	1992	0.3					
FF-9	Stair 6 - Main Floor	Dunham Bush	CUH-100	1992	0.3	56				
FF-10	Stair 1 - Main Vestibule	Dunham Bush	CUH-100	1992	0.3	56				
FF-11	Stair 2 - Main Vestibule	Dunham Bush	CUH-100	1992	0.3	56				

FF-12	Stair 1 - Main Floor	Dunham Bush	CUH-100	1992	0.3	56				
FF-13		Dunham Bush	CUH-100	1992	0.3					
FF-14	S Entry	Dunham Bush	CUH-100	1992	0.3					
FF-14A	S Entry	Dunham Bush	CUH-100	1992	0.3					

Fuel Transfer Pump (Generator)(gear pump)

PD-1	Generator fuel transfer	WEG	Gear	1992	0.25	54				
------	-------------------------	-----	------	------	------	----	--	--	--	--

Fume and Bio Hood Exhaust Fans (belt drive)

FEF-1	NW Pen - Fume Hood Rod	Prolite	MU-10	1992	1.5	77				
FEF-2	NW Pen - Fume Hood Rod	Prolite	MU-10	1992	2	77				
FEF-3	SW Pen - Fume Hood Rod	Prolite	MU-10	1992	2	79				
FEF-4	SW Pen - Fume Hood Rod	Prolite	MU-10	1992	2	79				
FEF-5	SW Pen - Fume Hood Rod	Prolite	MU-10	1992	1.5	77				
FEF-6	SW Pen - Fume Hood Rod	Prolite	MU-10	1992	1.5	77				
FEF-7	SW Pen - Fume Hood Rod	Prolite	MU-10	1992	1.5	77				
FEF-8	SW Pen - Fume Hood Rod	Prolite	MU-10	1992	1.5	77				
FEF-9	NE Pent - Fume Hood Rod	Prolite	MU-10	1992	2	79				
FEF-10	NE Pent - Fume Hood Rod	Prolite	MU-10	1992	2	79				
FEF-11	NE Pent - Fume Hood Rod	Prolite	MU-10	1992	1.5	77				
FEF-12	NE Pent - Fume Hood Rod	Prolite	MU-10	1992	1.5	77				
FEF-13	NE Pent - Fume Hood Rod	Prolite	MU-10	1992	1.5	77				
FEF-14	NE Pent - Fume Hood Rod	Prolite	MU-10	1992	1.5	77				
FEF-15	SE Pent - Fume Hood Rod	Prolite	MU-10	1992	2	79				
FEF-16	SE Pent - Fume Hood Rod	Prolite	MU-10	1992	2	79				
FEF-17	SE Pent - Fume Hood Rod	Prolite	MU-10	1992	2	79				
FEF-18	SE Pent - Fume Hood Rod	Prolite	MU-10	1992	2	79				
FEF-19	SE Pent - Fume Hood Rod	Prolite	MU-10	1992	2	79				
FEF-20	NE Pent - Fume Hood Ver	Prolite	MU-10	1992	0.75	72				
FEF-21	NW Pen - Fume Hood Ver	Prolite	MU-10	1992	1.5	77				
BEF-1	NW Pen - Bio Hood Room	Prolite	MV-8	1992	1.5	77				
BEF-2	NW Pen - Bio Hood Room	Prolite	MV-8	1992	1.5	77				
BEF-3	SW Pen - Bio Hood Room	Prolite	MV-8	1992	1.5	77				
BEF-4	NW Pen - Bio Hood Room	Prolite	MV-8	1992	1.5	77				
BEF-5	NW Pen - Bio Hood Room	Prolite	MV-8	1992	1.5	77				

Hot Water Heater (seasonal)

HE-1	Boiler room									400,000
------	-------------	--	--	--	--	--	--	--	--	---------

Kitchen Exhaust Fan

EF-3	Kitchen Exhaust	Cames	BIRM-200	1992	50	82				
EF-4	Kitchen Exhaust	Cames	BIRM-150	1992	30	81				

Pumps

PC-1	Chiller Room - Condensor	Armstrong	4300	1992	20	87				
PC-2	Chiller Room - Chilled Wa	Armstrong	4300	1992	25	88				
PC-3	Chiller Room - Chilled Wa	Armstrong	4300	1992	25	88				
PDW-1	Boiler Room - HX-1	Armstrong	5553-STD	1992	1.5	60				
PDW-2	Boiler Room - HX-2	Armstrong	5553-STD	1992	5	60				
PDW-3	Boiler Room - HTW	Wilron	A4S114AAB	1992	0.75	72				
PDW-4	Sprinkler Room	Plad	03-5705-130001	1992	15					
PDW-5	Sprinkler Room	Plad	03-10705-13000	1992	7.5					
PH-1	Boiler Room - Boiler-1	Armstrong	4300	1992	5	82				
PH-2	Boiler Room - Boiler-2	Armstrong	4300	1992	5	82				
PH-3	Boiler Room - Heating to F	Armstrong	4300	1992	15	86				
PH-4	Boiler Room - Heating to F	Armstrong	4300	1992	15	86				
PH-5	Boiler Room - Radiant Hea	Armstrong	4300	1992	7.5	84				
PH-6	Boiler Room - Radiant Hea	Armstrong	4300	1992	7.5	84				
PH-7	RTU-1	Armstrong	S55	1992	0.5	60				

PH-8	RTU-2	Armstrong	4380	1992	1	75						
PH-9	RTU-3	Armstrong	S55	1992	0.75	60						
PH-10	RTU-4	Armstrong	S55	1992	0.5	60						
PH-11	RTU-5	Armstrong	4380	1992	1	75						
PH-12	RTU-6	Armstrong	S55	1992	0.5	60						
PH-13	RTU-7	Armstrong	S55	1992	0.5	72						
PH-14	RTU-8	Armstrong	S55	1992	0.5	60						
PH-15	RTU-9	Armstrong	S55	1992	0.75	60						
PH-16	RTU-10	Armstrong	S57	1992	0.5	72						
PH-17	RTU-11	Armstrong	S57	1992	0.75	72						
PB-1	By E elevator serves N Wing											
PB-2	By stall 132 serves E Wing											
PB-3	By stall 172 serves W Wing											

Supply Fans(Belt Drive)

SF-12	Combustion air for boilers	LAU	DUA-40-18	1992	2	79						
SF-13	Generator Room	Cames	LCBA-48WZ	1992	3	81						
SF-14	NE Roof - Stair 2	Cames	VSBA-12-T2	1992	1.5	77						
SF-15	NW Roof - Stair 2	Cames	VSBA-18-W2	1992	3	81						
SF-16	NE Roof - Stair 4	Cames	VSBA-20-W2	1992	3	81						
SF-17	E Roof - Stair 7	Cames	VSBA-12-T2	1992	1.5	77						
SF-18	E Elevator Roof - Parking	LAU	DVA-10	1992	0.5	60						
SF-19	W Elevator M	LAU	DVA-10	1992	0.5	60						
SF-20	Room P200	LAU	DVA-9	1992	0.5	60						
SF-21	SW Stair	Cames	VSBA-12-T2	1992	1.5	77						
SF-22	Elevator Machine Room	LAU	DVA-10	1992	0.5	60						
SF-23	NW Entrance - Vestibule	Cames	V1BK-10-PI	1992	0.5	60						
SF-24	NW Entrance - Vestibule	Cames	V1BK-10-PI	1992	0.5	60						
SF-25	W Roof - Stair 3	Cames	VCDB045	1992	0.16	35						
SF-26												
SF-27												
SF-28												
SF-29												

Transfer Fans

TF-1		Cames	V1BK-12-L1	1992	0.25	54						
TF-2		Cames	VCDB-095	1992	0.5	60						
TF-3		Cames	V3DB-030	1992	0.25	54						
TF-4		Cames	VCDB-095	1992	0.5	60						
TF-5		Cames	VCDB-095	1992	0.5	60						
TF-6		Cames	VCDB-095	1992	0.5	60						
TF-7		Cames	VCDB-095	1992	0.5	60						
TF-8		Cames	VCDB-095	1992	0.5	60						
TF-9		Cames	VCDB-095	1992	0.5	60						
TF-10	Phone Room	Cames	VCDB-095	1992	0.5	60						
TF-11	Electric Room	Cames	VCDB-095	1992	0.5	60						
TF-12	Electric Room	Cames	VCDB-095	1992	0.5	60						
TF-13	Electric Room	Cames	VCDB-095	1992	0.5	60						
TF-14	Phone Room	Cames	VCDB-095	1992	0.5	60						
TF-15	Phone Room	Cames	VCDB-095	1992	0.5	60						
TF-16	Phone Room	Cames	VCDB-095	1992	0.5	60						
TF-17		Cames	VCDB-095	1992	0.5	60						
TF-18		Cames	VCDB-095	1992	0.25	54						
TF-19		Cames	VCDB-095	1992	0.5	54						
TF-20	2nd Floor Electric	Greenheck		1992		75						
TF-20	Conference Centre - ceiling	Cames		1992	1	75						

Unit Heater

UH-1	Loading Dock	Dunham Bush	H500C	1992	0.75							
------	--------------	-------------	-------	------	------	--	--	--	--	--	--	--

UH-1	NW Penthouse	Dunham Bush	H175C	1992	0.05					
UH-3	SW Penthouse	Dunham Bush	H175C	1992	0.05					
UH-4	NE Penthouse	Dunham Bush	H175C	1992	0.05					
UH-5	SE Penthouse	Dunham Bush	H175C	1992	0.05					
UH-6	Generator Room	Dunham Bush	H500C	1992	0.75					
UH-7	Sprinkler Room	Dunham Bush	H175C	1992	0.05	35				
UH-8	Chiller Room	Dunham Bush	H250C	1992	0.05					
UH-9	Greenhouse	Dunham Bush	H175C	1992	0.05					

	Hp	EFF	GPM	CFM	KW	BTU
Richmond Totals	954			175	8743	400000

Surrey Campus - Equipment List

ID	Serves	Manufacturer	Model	Date	Motor		Size and Capacity			
					HP	EFF	GPM	CFM	KW	BTU

Air Conditioning - Computer Room

ACU-3A	Main computer room A318	York	DM150C00n5AA	2004	5			4980		
ACU-4A	Main computer room A318	York	DM150C00n5AA	2004	5			4735		

Air Conditioning - Condensing Unit (air cooled)

ACCU-1A	Serves bldg A and AHU-1A	McQuay	ALP070C	1990					65	
ACCU-1B1	Serves bldg B (date install)	McQuay	ALP070C	1994					65	
ACCU-1B2	Serves bldg B (date install)	McQuay	ALP070C	1994					65	
ACCU-1C1	Serves bldg C (date install)	McQuay	ALP070C	1994					65	
ACCU-1D1	Serves bldg D (date install)	Trane	RAVC-C80	1996					275	
ACCU-1D2	Serves bldg D (date install)	Trane	RAVC-C80	1996					275	

Air Conditioning Unit - Split Air Cooled

SAC-1A	Condenser in Room 1005	Mitsubishi	MS12NN	1999					0.8	
SAC-2B	Condenser on NE corner of	Mitsubishi	MS12NN	1999					0.8	
SAC-3C	Condenser on NE corner of	Mitsubishi	MS12NN	1999					0.8	
SAC-4D	Condenser on NE corner of	Mitsubishi	MS12NN	1999					0.8	

Air Compressor - Control (duplex on common air receiver)(and sprinkler unit)

CZ-1A	Controls(Unit A - duplex control)	Devilbiss	BUDK5544A	1990	1	75				
CZ-2A	Controls(Unit A - duplex control)	Devilbiss	BUDK5544A	1990	1	75				
CZ-1B	Controls(Unit B - duplex control)	Devilbiss	BUDK5544A	1990	0.75	72				
CZ-2B	Controls(Unit B - duplex control)	Devilbiss	BUDK5544A	1990	0.75	72				
CZ-1C	Controls(Unit C - duplex control)	Devilbiss	BUDK5544A	1990	0.75	72				
CZ-2C	Controls(Unit C - duplex control)	Devilbiss	BUDK5544A	1990	0.75	72				
CZ-1D	Controls(Unit D - duplex control)	Devilbiss	BUDK5544A	1990	1.5	77				
CZ-2D	Controls(Unit D - duplex control)	Devilbiss	BUDK5544A	1990	1.5	77				
CZ-2E	Controls(Unit E - duplex control)	Devilbiss	BUDK5544A	1990	2	79				
CZ-3E	Controls(Unit E - duplex control)	Devilbiss	BUDK5544A	1990	2	79				
AC-1A	Sprinkler system compressor	Swan		2007	0.75					

Air Compressor - Laboratory

CA-1A	Lab	Quincy	332523	1990	5	82				
CA-1D	Lab	Quincy	332523	1990	2	79				
CA-1E	Lab	Quincy	33254	1990	5	82				
CA-2E	Outside under stairs	Quincy	33254	1990	5	82				

Air Dryer

AD-1A	Laboratory compressor	Van Air	R30	1990	0.17	35				
ADF-1A	Serves CZ-1A &2A				0.17	35				
ADF-1B	Serves CZ-1B &2B	Devilbiss	8010-1-A01DC	1990	0.17	35				
ADF-1C	Serves CZ-1C &2C	Devilbiss	8010-1-A01DC	1990	0.17	35				
AD-1D	Laboratory compressor	Devilbiss	8010-1-A01DC	1990	0.17	35				
ADF-1D	Serves Med air CA-1D	Johnson Controls	A-4412-2	1990	0.17	35				
AD-1E	Laboratory compressor	Van Air	R30	1990	0.17	35				
ADF-1E	CA-1E	Van Air	R30	1990	0.17	35				
ADF-2E	Laboratory compressor	Devilbiss	8010-1-A01DC	1990	0.17	35				

Air Handling Unit - Serve Bldg A-B-C-D-E

AHU-1A	Bldg A	Pace	P-40SWS1	1990	25	88		20650		
AHU-1B	Bldg B - Ground Floor	Pace	A-20 DIDW	1990	10	85		9869		
AHU-2B	Bldg B	Pace	A-20 DIDW	1990	13			8904		
AHU-1C	Bldg C	Pace	P-40 SISW	1990	25	88		23852		
AHU-1D	Bldg D - East	Pace	P-40	1990	30	89		27720		
AHU-2D	Bldg D	Pace	P-40	1990	25			27180		

AHU-1E	Bldg E - South	Pace	P-49-SWS1	1990	40	89		42540		
AHU-2E	Bldg E	Pace	P33-SWS1AF	1990	20			17870		

Air Handling Unit - Serve Bldg B (kitchen), Bldg E (addition 1999)

MAU-1B	Kitchen make up air	Artisan	BC Special #2	1990	3	81		6030		
RTU-E1	Over roof of Lab extension	Carrier	48HJF004	1999	0.3			1200		

Air Handling Unit - Serve Bldg G

AHU-1(SF1)	Classroom block hot deck	Engineered Air	Part of AHU-1	1999	40	89		26000		
AHU-1(SF1)	Classroom block cold deck	Engineered Air	Part of AHU-1	1999	40	89		36000		
AHU-1(RF1)	Classroom block return fan	Engineered Air	Part of AHU-1	1999	20	87		30500		
AHU-2(SF2)	Classroom block hot deck	Engineered Air	Part of AHU-2	1999	20			17914		
AHU-2(SF2)	Classroom block cold deck	Engineered Air	Part of AHU-2	1999	20			17914		
AHU-2(RF2)	Classroom block return fan	Engineered Air	Part of AHU-2	1999	10			13589		
AHU-3	Multipurpose	Engineered Air	FWA-173/DJ40-	1999	7.5	84		5936		
AHU-4	Gym	Engineered Air	FWB-403/DJ100	1999	20	87		16006		
AHU-5	Recreation offices	Engineered Air	FWA-92/DJ20	1999	3	81		2670		
AHU-6	Weight room	Engineered Air	FWA-92/DJ20	1999	5	82		3535		
AHU-7	Cafeteria	Engineered Air	FWA-112/DJ40-	1999	5	82		4239		

Boiler - Main Heating

B-1B	Main heating Bldgs A-B-C	Bryant	RV600WFDGLH	1990						6000000
B-2B	Main heating Bldgs A-B-C	Bryant	RV600WFDGLH	1990						6000000
B-3B	Main heating Bldgs A-B-C	Cleaver Brooks		2009						
B-4B	Main heating Bldgs A-B-C	Cleaver Brooks		2009						

Cabinet Fan (floor or ceiling mounted)

UH-1A	Located north entrance do	Engineered Air	CUH-6	2007	0.02			600	12	
UH-2A	Located north entrance do	Engineered Air	CUH-6	2007	0.02			600	12	
UH-1C	Located north entrance do	Engineered Air	CUH-6	2007	1/20			600	11.6	
UH-2C	Located north entrance do	Engineered Air	CUH-6	2007	1/20			600	11.6	

Cabinet Exhaust and Transfer Fan (Direct Drive)

FE-1A	Bldg A electric room	Penn	Z10	1990	0.5	35				
FE-6A	Bldg A elevator room	Penn	Z10	1990	0.5	35				
FE-1B(2B)	Bldg B elevator room(man	Penn	Z10	1990	0.25	81				
EF-B2	Serves copy centre room	Greenheck	CSP-255	1999				510	0.18	
FE-7B	Bldg B cleaning room	Penn	Z10	1990	0.3	56				
EF-C1	Serves comm room 103	Cook	GC-420	1999	0.13	35		199		
EF-C2	Serves comm room 209	Cook	GC-420	1999	0.13	35		170		
EF-C3	serves room 255 (removes	Cook	GC-420	1999	0.13	35		170		
FE-2C	Bldg B electrical room	Penn	Z10	1990	0.5	35				
FE-3C	Bldg C elevator room	Penn	Z10	1990	0.25	54				
EF-22C	2nd Floor transfer fan (S b	Greenheck	CSP-A410	2007	1/19			392		
EF-23C	2nd Floor transfer fan (S b	Greenheck	CSP-A410	2007	1/19			390		
EF-24C	2nd Floor transfer fan (S b	Greenheck	CSP-A410	2007	1/19			400		
EF-25C	2nd Floor transfer fan (S b	Greenheck	CSP-A410	2007	1/19			412		
EF-26C	2nd Floor transfer fan (S b	Greenheck	CSP-A410	2007	1/19			400		
EF-27C	2nd Floor transfer fan (S b	Greenheck	CSP-A410	2007	1/19			413		
EF-28C	Lobby transfer fan (N bulk	Greenheck	CSP-A410	2007	1/19			252		
EF-29C	Mech room exhaust	Greenheck	SQ-75-G	2007	1/10			225		
EF-30C	Harvest pump room	Greenheck	SP-A510-QD	2007	1/10			450		
EF-31C	Geo pump room	Greenheck	SP-A510-QD	2007	1/10			290		
EF-33C	Serves Meeting Room 187	Greenheck	SP-A200	2007				145	0.048	
EF-34C	Serves Copy Room 1889	Greenheck	SP-A110	2007				52	0.049	
FE-2D	Bldg D washrooms 139 an	Penn	Z10	1990	0.1	35				
FE-3D	Bldg D electrical room	Penn	Z10	1990	0.1	35				
EF1.1	Classroom 1364 (3 speed	Cook	GN-822	2006	0.4			805	0.26	
EF1.2	Classroom 1364 (3 speed	Cook	GN-822	2006	0.4			818	0.26	

EF2.1	Classroom D2424 (3 speed)	Cook	GN-822	2006	0.4			818	0.26
EF2.2	Classroom D2424 (3 speed)	Cook	GN-822	2006	0.4			833	0.26
EF3.1	Classroom 3412 (3 speed)	Cook	GN-822	2006	0.4			788	0.26
EF3.2	Classroom 3412 (3 speed)	Cook	GN-822	2006	0.4			830	0.26
SF-1	Recreation block lobby 12	Greenheck	CSP-260	1999				848	0.328

Domestic Booster Pump System

BP-1	Bldg G domestic water bo	Bell and Gosset	70M	1999	3	81			
BP-2	Bldg G domestic water bo	Bell and Gosset	70M	1999	5	81			

Dust Collector

DE-1	Serves fine arts carpentry	Murphy		2001	3				
------	----------------------------	--------	--	------	---	--	--	--	--

Electric Duct Heater

EDH-1	Room 1282/1284	Thermolec		1999				1059	5
EDH-2	Room 1288	Thermolec		1999				445	2
EDH-3	room installed/adjacent	Thermolec		1999				847	4
EDH-4	room installed/adjacent	Thermolec		1999				1695	8
EDH-5	room installed/adjacent	Thermolec		1999				1695	8
EDH-6	room installed/adjacent	Thermolec		1999				800	8
EDH-7	room installed/adjacent	Thermolec		1999				593	3
EDH-8	room installed/adjacent	Thermolec		1999				530	2.5
EDH-9	room installed/adjacent	Thermolec		1999				1547	8
EDH-10	Weight Room	Thermolec		1999					10
EDH-11	Offices	Thermolec		1999				2034	3

Exhaust Fan (roof mounted)

FE-2A	Bldg A washrooms	Penn	BB531 - Domex	1990	0.5	60			
FE-3A	Bldg A dust room A-310a	Penn	AB-10 Domex	1990	0.17	35			
FE-4A	not in service	not in service		1990	0.33	56			
FE-5A	Building A314 studio dimm	Penn	C878-Domex	1990	0.5	60			
FE-1B	Kitchen hood fan	Delhi	BI-20	1990	5	82	2370		
FE-3B	Bldg B washrooms	Penn	BB531-Domex	1990	0.5	60			
FE-6B	Bldg B dishwasher	Penn	BB531	1990	0.5	60			
EF-B1	Serves room comm room	Loren Cook	80C3B	1999	0.25	54	424		
EF-B2	Copy room 114	Loren Cook	GN-740	1999	0.13	35	678	0.18	
FE-1C	Bldg C washrooms (C147)	Penn	AB-35-Domex	1990	0.13	35	199		
FE-5C	Bldg C washrooms (C218)	Penn	AB-35-Domex	1990	0.17	35			
FE-1D	Bldg D East wing washroo	Penn	BB-531-Domex	1990	0.5	60			
FE-4D	Bldg D elevator machine r	Penn	XT94-Domex	1990	0.33	56			
FE-5D	Bldg D South wing washro	Penn	BB531-Domex	1990	0.5	60			
FE-1E	Bldg D welding hood (E-14	Penn	18B-Domex	1990	0.33	56			
FE-2E	Welding arms E-146a	Can Blower	245-BL	1990	0.1	35			
FE-3E	Bldg E laboratories (E-128	Penn	BB-45-Domex	1990	0.17	35			
FE-4E	Bldg E exhaust hoods (E-1	Penn	RB30-Domex	1990	1.5	77			
FE-5E	Washrooms (E-103 - E-10	Penn	RB45	1990	0.25	54			
FE-6E	Bldg E laboratory (E-110)	Penn	CB-18	1990	0.75	72			
FE-9E	Fume cupboards (E-211, B	Centrimaster	PUB245KU	1990	0.17	35			
FE-15E	Bldg E Room 138B	Penn	WXQ82	1990	0.13	35	228		
FE-16E	Bldg E	Greenheck		1990	0.13	35			
FE-17E	Bldg E Room 214	Penn	FX-138		0.25				
FE-13E	Blge F (bunker)	Penn	AB-10	1990	0.13	35			
FE-14E	Blge F (bunker)	Penn	AB-10	1990	0.13	35			
EF-1	West Washrooms	Greenheck	GB-160	1999	0.5	60	2353		
EF-2	East Washrooms	Greenheck	GB-160	1999	0.3	56	2353		
EF-3	Admin Washrooms	Greenheck	GB-100-4X-QD-3	1999	0.25	54	848		
EF-4	Gym Change rooms	Greenheck	Cube-140	1999	0.3	56	1378		
EF-5	Weight room	Greenheck	Cube-140	1999	0.25	54	1378		
EF-7	Cafeteria Kitchen area	Greenheck	Cube-140	1999	0.33	56	1526		

EF-8	Cafeteria Washrooms	Greenheck	GB-120	1999	0.25	54	636		
EF-9	Office area copier	Greenheck	GB-90	1999	0.25	54	636		
EF-10	North Electrical room	Greenheck	Cube-160-5	1999	0.5	60	1802		
EF-11	Multi-purpose washrooms	Greenheck	Cube-120-4	1999	0.25	54	975		
EF-12	Multi-purpose gym/store	Greenheck	Cube-100-4	1999	0.25	54	827		
EF-13	1st and 2nd floor general e	Greenheck	GB-130	1999	0.33	56	1230		
EF-14	1st floor copy and coffee r	Greenheck	GB-90	1999	0.25	54	318		
EF-15	Electrical room 1010	Greenheck	GB-160-5	1999	0.05	54	1802		
EF-16	Elevator machine room	Greenheck	GB-90-4X-OD-R	1999	0.25	54	466		
EF-1A	Washroom exhaust	Greenheck	GB-121-LMDX-C	2007	0.5		2200		
EF-2A	Janitor room exhaust	Greenheck	GB-101-4X-QD-	2007	0.25		556		
EF-3A	Elevator machine room	Greenheck	GB-121-LMDX-C	2007	0.25		1438		
EF-20C	Washroom exhaust	Greenheck	GB-131-LMDX-C	2007	0.5		1540		
EF-21C	Janitor room exhaust	Greenheck	GB-081-4X-QD-	2007	0.25		392		
EF-32C	Elevator machine room	Greenheck	GB-121-LMDX-C	2007	0.25		980		
EF3.3	Classroom 3416 (located in	Cook	120 ACE B50	2007	0.08		415		
EF3.4	Level 2 & 3 hall (located in	Cook	150AQIB	2007	1		6300		
EF3.5	Level 2 & 3 hall (located in	Cook	14CVB	2007	1		6400		

Exhaust Fans (wall mounted)

EF-17	Generator room exhaust	Greenheck	GW-95-G	1990	0.25	72	770		
FE-7E	Serves laboratory E-108	Penn	WCB-81	1990	0.75		2410		
FE-8E	Bldg E 110 cupboards (Ex	Penn	WXR94	1990	0.5	60	225		
FE-10E	Serves autoclave room	Penn	WAQ10	1990	0.5	60	829		
FE-11E	Serves laboratory room 21	Penn	WXQ82	1990	0.13	35	199		
FE-12E	Serves rooms E106 and E	Penn	WAQ20	1990	0.5	60	923		
FE-19E	Serves ovens E108 & E110	Greenheck	GW-120B	1990	0.13	35			
WF-1	Serves fine arts paint dryin	Carnes	VWWDK-12	2002	0.125		700		
WF-2	Serves fine arts paint dryin	Carnes	VWWDK-12	2002	0.125		700		
EF-6	Mech room 1005	Greenheck	SE1-16-428-B6	1999	0.25	35	1840		

Expansion Tank

ET-1	Main Boilers (52"x102")			1990					
ET-1	Capacity 44 gallons	Bell and Gosset	D-80V	2008					
ET-2C		Extrol	90	2008					
TK-1	Capacity 34 gallons	Amtrol	WX-205	2008					
ET-1Z	Geo Wells - Capacity 86 g	Extrol	SX-160V	2008					
ET-1	Capacity 4 gallons	Extrol	30	2005					
ET-2	Capacity 4 gallons	Extrol	30	2005					
ET-1	Capacity 34 gallons	Amtrol	WX-250	1999					

Fan Coil Unit

FC-1	2840			2009					
FC-2	2830			2009					
FC-3	2820			2009					
FC-4	2810			2009					
FC-5	2801			2009					
FC-6	2850			2009					
FC-7	3840			2009					
FC-8	3830			2009					
FC-9	3820			2009					
FC-10	3910			2009					
FC-11	3801			2009					
FC-12	3850			2009					

Fire and Jockey Pump

FJ-1	(not in service)			1990	3	81			
FJ-2	Entire campus			1999	0.5	81			
FP-1	(not in service)			1990	30	81			

FP-2	Entire campus	Plad	50-IL-7	1999	30	81	500			
------	---------------	------	---------	------	----	----	-----	--	--	--

Force Flow Heater (wall mounted cabinet)

FFH-1B	Bldg B lobby by bookstore	Dunham Bush		1990	0.1	35			15.5
FFH-3B	Main floor northeast entry	Dunham Bush		1990	0.05	35			6.9
FFH-4B	Faculty lounge	Dunham Bush		1990	0.05	35			8.7
FFH-5B	Faculty dining	Dunham Bush		1990	0.05	35			8.7
FFH-6B	Meeting room	Dunham Bush		1990	0.33	35			10.3
FFH-8B	Cafeteria east entry	Dunham Bush		1990	0.1	35			11.9
FFH-9B	Cafeteria west entry	Dunham Bush		1990	0.1	35			11.9
FFH-1C	Main floor foyer south entr	Dunham Bush		1990	0.05	35			8.7
FFH-2C	Main floor foyer north entr	Dunham Bush		1990	0.05	35			8.7
FFH-3C	Main floor foyer south entr	Dunham Bush		1990	0.05	0.5			8.7
FFH-1D	Main floor lobby north entr	Dunham Bush		1990	0.05	35			8.7
FFH-3E	East wing south entry	Dunham Bush		1990	0.1	35			11.9
FF-1	Stairs beside Room 1081	Chromalox	CH4DO4	1999	0.1			500	4.5
FF-2	Lobby 1033	Chromalox	CH4DO4	1999	0.1			500	4.5
FF-3	SW Entrance beside 1035	Chromalox	CH4DO4	1999	0.1			500	4.5
FF-4	SW Stairs beside 1035	Chromalox	CH4DO4	1999	0.1			500	4.5
FF-5	Lobby 1000	Chromalox	CH4DO6	1999	0.1			500	4.5
FF-6	NW Entrance beside 1288	Chromalox	CH4DO4	1999	0.1			500	4.5

Fume and Biological Hood Exhaust Fan (roof fans)

FFE-1E	Serves FH-9 and FH-10	Plastic-Air		1990	1.5	77			
FFE-2E	Serves FH-6 and FH-8	Plastic-Air		1990	2	79			
FFE-3E	Serves FH-11 and FH-12	Plastic-Air		1990	1.5	77			
FFE-5E	Serves FH-15	Plastic-Air		1990	0.5	60			
FFE-6E	Serves FH-16	Plastic-Air		1990	0.5	60			
FFE-7E	Serves LFH-2	Plastic-Air		1990	0.5	60			
FFE-8E	Serves FH-25	Plastic-Air		1990	0.5	60			
FFE-9E	Serves LFH-1	Plastic-Air		1990	0.5	60			
FFE-10E	Serves FH-24	Plastic-Air		1990	0.5	60			
FFE-11E	Serves FH-23	Plastic-Air		1990	0.5	60			
FFE-12E	Serves FH-22	Plastic-Air		1990	0.5	60			
FFE-13E	Serves FH-17 and FH-18	Plastic-Air		1990	1.5	77			
FFE-14E	Serves FH-4 and FH-5	Plastic-Air		1990	1.5	77			
FFE-15E	Serves FH-19 and FH-20	Plastic-Air		1990	0.5	60			
FFE-16E	Serves FH-21	Plastic-Air		1990	1.5	77			
FFE-17E	Serves FH-2 and FH-3	Plastic-Air		1990	1.5	77			
FFE-18E	Serves FH-1	Plastic-Air		1990	0.5	60			
FFE-19E	Serves fume hood in biology by main entrance			2000					

Heat Exchanger

HE-1A	Interconnection heat exch	Bell and Gosset	P7A-21-TKT1L7	2007				38	
HE-2A	Bldg A - Backup heat from	Bell and Gosset	P7A-21-TKT1L7	2007				38	
HE-2C	Bldg C - Backup Heat from	Bell and Gosset	P14-21-TK	2007				65	
HE-4C	Interconnection heat exch	Bell and Gosset	Series 80	2007				55	
HX-3	Bldg D2 - Primary Heat	Sondex	S20A-ST16-35-T	2005				35	

Heat Pump (primary heating/cooling)

WSHP-01	Heating/Cooling Bldg A (5	WaterFurnace	EW540Full	2007					151
WSHP-02	Heating/Cooling Bldg A (5	WaterFurnace	EW540Full	2007					151
WSHP-01	Heating/Cooling Bldg C	WaterFurnace	EW540Full	2007					
WSHP-02	Heating/Cooling Bldg C	WaterFurnace	EW540Full	2007					
WSHP-1	Cooling only new bldg D (3	Waterfurnace	EW360R3NF8S	2007				68	

Heat Pump (water to air)

HP-1A	2nd floor comm room	McQuay	WCRW1012	2007	1/8			400	
HP-2A	3rd floor comm room	McQuay	WCRW1012	2007	1/8			400	

HP-1C	Level one comms room	McQuay	W-CCH-019	2007	1/3			630		
HP-2C	Level two comms room	McQuay	W-CCH-019	2007	1/3			630		
HP-3C	Level three comms room	McQuay	W-CCH-019	2007	1/3			630		
HP-4C	Level one electric room	McQuay	W-CCH-042	2007	1/2			1620		

Heat Pump - Water to Water

WSHP-01										
WSHP-02										
WSHP-01										
WSHP-02										
WSPH-1										

Heat Reclaim Unit

HRU-1A	1st and 2nd floors (locate	Aaon	RM-008-8-OWO	2007	2		24	3919		
HRU-2A	1st and 2nd floors (locate	Aaon	RM-008-8-OWO	2007	2		24	3919		
HRU-3A	3rd floor (locate - NE Roof	Aaon	RM-008-5-OWO	2007	1		24	875		
HRU-4A	3rd floor (locate - SW Roo	Aaon	RM-008-5-OWO	2007	2		24	1699		
HRU-1C	Heat Reclaim Units	Aaon	RM-008-8	2007	2	79		3760		
HRU-2C	Heat Reclaim Units	Aaon	RM-008-8	2007	2	79		3820		
HRU-3C	Heat Reclaim Units	Aaon	RM-A05-8-0-OW	2007	1	75		2100		
HRU-4C	Heat Reclaim Units	Aaon	RM-A05-8-0-OW	2007	1	75		2170		

Hot Water Heater

DWH-1A	Serves bldg A		Electric	2008					5	
DWH-1B	Serves bldg B (date approx)		Gas	1998						399k
DWH-1C	Serves bldg C old bldg		Electric	1990					9	
DWH-1D	Serves bldg D		Gas	1990						365k
HWT A	Recreation block		Gas	1999						399k
HWT B	Washrooms 1-2-3 classroom block east		Electric	1999					9	
HWT B	Washrooms 2nd fl, coffee rm, exam, WC ad		Electric	1999					9	
HWT C	Washrooms level 1-2-3 classroom block we		Electric	1999					6	
HWT C	Washrooms multipurpose area and recreatio		Electric	1999					6	
HWT-1C	Bldg C2		Electric	2007					9	

Hot Water Storage Tank

DHWH-1	Located in boiler room (storage tanks only)			1990						
DHWH-2	Located in boiler room (storage tanks only)			1990						
HW-399	Serves Bldg G north (storage tank only)			1999						

Humidifier

HUM-1	Main computer room	Nortec		2004						
-------	--------------------	--------	--	------	--	--	--	--	--	--

Pump

P-1B	Primary boiler loop heating	Bell and Gosset	Series 1510	1990	10	85			7.5	
P-2B	Primary boiler loop heating	Bell and Gosset	Series 1510	1990	10	85			7.5	
P-1	Primary 1 HP/serve heat p	Bell and Gosset	Series 1510	2006	1.5		64			
P-2	Condenser 1 HP/serve hea	Bell and Gosset	Series 1510	2006	1		55			
P-3	Boiler pump			2010						
P-4	Boiler pump			2010						

Pump (inline mounted)

P-1A	AHU-1 Recirc pump	Bell and Gosset	Series 60	1990	0.5	54				
P-2A		Bell and Gosset	Series 60	1990	0.25	54				
P-3A	Domestic hot water recirc	Bell and Gosset	Series HV	1990	1/16	35				
P-CB1	Boiler circulation CB boiler									
P-CB2	Boiler circulation CB boiler									
P-4B	Domestic hot water recirc	Bell and Gosset	Series 100	1990	1/16	35				
P-5B	Bldg B heating secondary	Bell and Gosset	Series 60	1990	1/16	35				
P-6B	Domestic hot water recirc	Bell and Gosset	Series HV	1990	1/16	35				

P-7B	Bldg B heating secondary	Bell and Gosset	Series HV	1990	0.5	60				
P-1C	Bldg C heating secondary	Bell and Gosset	Series 60	1990	0.75					
P-2C		Bell and Gosset	Series 60	1990	0.25					
P-3C	Domestic hot water recirc	Bell and Gosset	Series 100	1990	1/3	56				
P-1D	Bldg D east wing heating s	Bell and Gosset	Series 60	1990	0.5	60				
P-2D	Bldg D heating	Bell and Gosset	Series 60	1990	0.25	54				
P-3D	Bldg D west wing heating s	Bell and Gosset	Series 60	1990	0.5	60				
P-4D	Bldg D heating	Bell and Gosset	Series 60	1990	0.25	54				
P-5D	Domestic hot water recirc	Bell and Gosset	Series HV	1990	1/16	35				
P-6D	Domestic hot water recirc	Bell and Gosset	Series HV	1990	1/16	35				
P-1E	Bldg E south wing heating	Bell and Gosset	PD-35T		0.5	54				
P-2E	Bldg E east wing fine arts	Bell and Gosset	Series 80		0.75	60				
P-3E	heating secondary	Bell and Gosset	Series 60		0.5	60				
P-4E	Bldg E heating	Bell and Gosset	Series 60		0.5	60			0.19	
P-1	Recirculating	Bell and Gosset	Series PR	1999	1/6					
P-2	Recirculating	Bell and Gosset	Series PR	1999	1/6					
P-5A	Primary circulation	Bell and Gosset	Series 60	2007	2		114			
P-6A	Primary circulation	Bell and Gosset	Series 60	2007	2		113			
P-7A	Cooling	Bell and Gosset	Series 60	2007	0.75		74			
P-8A	Heat recovery units	Bell and Gosset	Series 60-BF	2007	0.75		66			
P-25A	Interconnection pump (HE	Bell and Gosset	Series 90	2007	0.75		54			
P-26A	Interconnection pump (HE	Bell and Gosset	Series 90	2007	0.75		34			
P-27A	Heating Ventilation	Bell and Gosset	Series 60-BF	2007	0.75		27			
P-28A	Domestic hot water recircu	Bell and Gosset	SSF	2007	0.08					
P-30A	Condenser water	Bell and Gosset	2X7 6bf	2007	1.5		126			
P-31A	Condenser water	Bell and Gosset	2X7 6bf	2007	1.5		127			
P-32A	UPS Rm Cooling - to roof	Grundfos	TP-40-240/2	2007	1.5		60			
P-33A	UPS Rm Cooling - to roof	Grundfos	TP-40-240/2	2007	1.5		60			
P-1C	Geo Lead	Bell and Gosset	Series 80-BF	2007	2		190			
P-2C	Geo Lag	Bell and Gosset	Series 80-BF	2007	2		190			
P-3C	Manifolds/slab WSHP1CM	Bell and Gosset	Series 80-BF	2007	5		170			
P-4C	Manifolds/slab WSHP1CM	Bell and Gosset	Series 80-BF	2007	5		170			
P-5C	HRU's (Heat recovery unit	Bell and Gosset	Series 90	2007	1		58			
P-6C	Heat pumps	Bell and Gosset	Series 60	2007	1/3		25			
P-32C	Backup heat from central p	Bell and Gosset	Series 80-BF	2007	3		52			
P-33C	HE-4C Load side (Main bo	Bell and Gosset	Series 80	2007	1.5		55			
P-34C	HE-4C - Source side of he	Bell and Gosset	Series 80	2007	1.5		55			
P-1Z	Geothermal Circulate betw	Bell and Gosset	Series 80-TC-BF	2007	3		650			
P-2Z	Geothermal Circulate betw	Bell and Gosset	Series 80-TC-BF	2007	3		650			
P-3Z	Primary Geothermal field c	Bell and Gosset	Series 80-BF	2007	5		260			
P-4Z	Primary Geothermal field c	Bell and Gosset	Series 80-BF	2007	5		260			
P-3	RZ-1-2 1st Floor Classroo	Bell and Gosset	Series 90	2007	0.5		24			
P-4	RZ-1-1 1st Floor Offices	Bell and Gosset	Series 90	2007	0.75		14			
P-5	RZ-2-2 2nd Floor Classroo	Bell and Gosset	Series 90	2007	0.75		12			
P-6	RZ-2-1 2nd Floor Offices	Bell and Gosset	Series 90	2007	0.3		8			
P-7	RZ-3-2 3rd Floor Classroo	Bell and Gosset	Series 90	2007	0.75		12			
P-8	RZ-3-3 3rd Floor Lobby	Bell and Gosset	Series 90	2007	0.75		15			
P-9	RZ-3-1 3rd Floor Offices	Bell and Gosset	Series 90	2007	0.5		8			

Radiant Slab (heating and cooling system)

RS-1	Serves Bldg A (new)			2007						
RS-2	Serves Bldg C (new)			2007						
RS-3	Serves Bldg D (new)			2007						

Return Air Fan (direct drive)

RAF-1A	Return air room 340	Woods	38J1/2	1999	1.5	77				
FE-5B	Main electrical room ventil	Woods	30JR-Electr	1990	3.5			9042		
RAF-1C	Return air	Woods	38J1/2	1990	7.5	84		23225		
RAF-1D	Return air Bldg D east	Woods	38J1/2	1990	7.5	84		22578		

RAF-2D	Return air Room 351	Woods	38J1/2	1990	7.5	84		22578		
RAF-1E	Return air Bldg E east	Woods	30J	1990	3	81		11000		
RAF-2E	Return air Bldg E east	Woods	38J	1990	5	82		14310		

Sump Pump

P-1	West Parking Lot Manhole	Barnes	EH331	1990	3	81				
P-2	NW Bldg B Manhole	Barnes	EH331	1990	3	81				
P-3	SW Courtyard Manhole	Barnes	EH331	1990	3	81				
P-4	NW Courtyard	Barnes	EH331	1990	3	81				
P-1	Pull Pit	Barnes	SP-33	2007						
P-2	Pull Pit	Barnes	SP-33	2007						

Unit Heater (hot water)

UH-1A	Loading area	Dunham Bush		1990	0.5	35			4.3	
UH-1B	Loading area	Dunham Bush		1990	0.5	35			8.1	
UH-1	Generator	Dunham Bush		1999	0.25	84				
UH-1E	Greenhouse	Dunham Bush		1990	0.5	35			8.1	
UH-2E	Bunker (electric)	Chromalox		1990	0.25	54				
UH-1	Quenset storage behind bldg E									

Vacuum Pump

VACP-1D	Medical vacuum pump	Peerless	PE-195-2-E-S	1990	1.5	77				
---------	---------------------	----------	--------------	------	-----	----	--	--	--	--

Water Feature System

FMP-1	Main fountain pump	Bell and Gosset	Series 1510	2007	2		150			
P-8C	Grey water harvest (pump)	Bell and Gosset	Series 90	2007	1.5		80			
UV-1	UV lamp (Rated 9000 hou	Delta	ES-40	2007			124		0.09	

	Hp	EFF	GPM	CFM	KW	BTU
Surrey Totals	697		5101	577637	1463	12000000

APPENDIX 5 – Cost Avoidance – Summary Table (2000 Base Year)

Year	Units of Avoidance			Electric \$		Gas \$		GHG \$ (energy only)		Cost Avoidance \$			
	kWh	GJ	GHG tonnes	Actual	Avoided	Actual	Avoided	Actual	Avoided	Electric	Gas	Carbon Ta	Total
2001	38,217	822	42	\$600,850	\$602,755	\$604,669	\$614,289			\$1,905	\$9,620		\$11,525
2002	2,063,506	2,867	192	\$513,039	\$625,041	\$542,377	\$573,823			\$112,002	\$31,446		\$143,448
2003	2,478,902	6,860	401	\$497,414	\$640,608	\$533,134	\$615,553			\$143,195	\$82,419		\$225,614
2004	2,544,692	9,823	550	\$509,866	\$663,395	\$414,510	\$517,835			\$153,529	\$103,324		\$256,853
2005	2,681,635	9,634	543	\$467,890	\$623,222	\$412,453	\$512,335			\$155,332	\$99,882		\$255,214
2006	2,002,329	8,490	470	\$593,649	\$715,493	\$458,089	\$549,192			\$121,845	\$91,103		\$212,948
2007	2,169,968	7,650	433	\$637,223	\$766,126	\$600,666	\$693,837			\$128,903	\$93,171		\$222,074
2008	2,894,574	10,984	616	\$628,334	\$806,993	\$607,595	\$748,223			\$178,659	\$140,627		\$319,286
2009	2,985,210	13,094	723	\$685,518	\$874,749	\$565,735	\$724,560			\$189,231	\$158,825		\$348,056
2010	3,015,488	14,956	816	\$746,988	\$956,603	\$446,701	\$607,893	\$81,167	\$110,456	\$209,615	\$161,192	\$29,289	\$400,096
2011	2,647,149	11,003	611	\$805,370	\$999,836	\$434,002	\$532,438	\$93,644	\$114,884	\$194,466	\$98,436	\$21,239	\$314,142
2012	2,554,126	13,279	722	\$924,164	\$1,132,982	\$365,185	\$474,257	\$87,966	\$114,240	\$208,818	\$109,072	\$26,273	\$344,163
2013	2,524,330	13,102	712	\$951,296	\$1,162,726	\$381,275	\$492,546	\$88,766	\$114,671	\$211,430	\$111,271	\$25,905	\$348,607
2014	2,637,984	13,297	725	\$951,123	\$1,176,195	\$436,154	\$566,720	\$87,760	\$114,031	\$225,072	\$130,566	\$26,272	\$381,910
	33,238,111	135,861	7,554			Cumulative Cost Avoidance Totals:				\$2,234,001	\$1,420,954	\$128,979	\$3,783,933

APPENDIX 6 – Opportunities for Continued Improvement – EMA Cover Letter 2014 from Key Account Manager



reliable power,
at low cost,
for generations

March 7, 2014

Karen Hearn
Executive Director – Facility Services
Kwantlen Polytechnic University (KPU)
12666 72nd Ave
Surrey, BC V3W 2M8

Dear Karen,

Thank you for your time and that of your management team on January 30th. I appreciated your input and feedback and trust that you found the Energy Management Assessment (EMA) an informative and worthwhile exercise.

The latest diagnostic session revealed that:

- Your organization has a SEGEMA LR of 1.60; and
- Your current SEGEMA TBR of 0.59, up 14.5% from the previous EMA, still signals some imbalance in your energy management approach and bringing key interrelated energy management business practices into better alignment will work to improve the overall energy performance.

Based on the results of the diagnostic session, it is recommended that you focus on the following elements to continue to improve energy management:

(1) Policy

Improve the effectiveness of executive management in monitoring the progress of the energy management initiative against planned expectations, in addressing obstacles and competing priorities, and in allocating resources as necessary.

(2) Targets / Reporting

Set energy intensity parameters and consumption reduction targets for each key site or operating area that cascade up to an overall annual reduction target. Incent participation in energy conservation initiatives by providing opportunities for senior management to recognize and reward actions from individuals or teams that contribute toward established energy efficiency targets.

(3) Plans / Actions

Ensure the planned maintenance program contains specific practices included for the purpose of controlling the on-going energy efficiency of existing equipment.

(4) Teams / Committees

Establish site (or departmental) energy coordinators to improve broader participation in the energy conservation program.

(5) Employee Awareness / Training

Utilize the understanding of opportunities for energy savings associated specifically with operations, maintenance and behavioral issues to tailor communication of the energy management initiative to each key stakeholder group to improve participation in conservation activities.

Included in this package are a detailed Energy Management System Action Plan and Diagnostic Report that outline these recommendations in further detail. Also included is a draft Energy Management Action Plan Timeline that can serve as a starting point for identifying the specific task items necessary for implementation of the recommended actions outlined and provide a template for managing the ongoing progress toward implementation. I will work with you to finalize the draft Action Plan Timeline.

BC Hydro would like to thank KPU for your participation in the EMA diagnostic session, and we look forward to working with you in implementing these recommendations and supporting your energy management activities.

Sincerely,

Ron Mastromonaco
Key Account Manager

APPENDIX 7 - History of Energy Conservation at KPU

Overview

Since inception, KPU has been an active and creative leader in developing a sustainable world and resource management is an integral part of that role.

The energy conservation projects implemented have resulted in significant and ongoing cost avoidance for energy expenses and reductions in greenhouse gas emissions.

Total cost avoidance for energy from 2000 to 2014 is estimated to be \$3,783,933.

In 1995 KPU:

- Committed to reduce energy by 10% by 1999

In 1999 KPU:

- Joined the Energy Innovators Initiative and registered with Canada's Climate Change Voluntary Challenge and Registry (VCR)

In 1999 KPU:

- Agreed to be a "Pilot Project" to assist the B.C. Government develop the Green Buildings BC – Retrofit Program.
- Received permission from the BC Ministry of Finance and Corporate Relations to finance a \$2 million Multi-Year Energy Services Contract.
- Developed an Eco-Efficiency Action Plan for its three owned campuses (Langley, Richmond and Surrey)
- NRCan approved Energy Innovators PLUS Incentive to support project.
- Committed to reporting to VCR and to implement a Community Communications, Employee Awareness and a Facility Manager/Operator Training Program.



In 2000 KPU:

- Signed an Energy Services Agreement with Vestar Ltd. to implement the energy efficiency project at the Langley, Richmond and Surrey Campuses (owned facilities)
- Amalgamated 1996 targets into a new target to reduce electricity at its 3 owned campuses by 1.85 million kWh, natural gas by 6,842 GJ and CO₂e by 420 tonnes

In 2002 KPU committed to:

- Implement a "Sustainable Resource Management Program"
- To a program of continuous improvement.
- Make a further commitment to reduce energy and greenhouse gas emissions by 5% from 1994 levels – a further 139 tonnes of CO₂e.
- To introduce "green procurement" policies that included greenhouse gas management policies, resource management policies and water conservation.

Awards

Award Description	Awarded By	Year
<p>KPU was one of the winners of Canada's Greenest Employers</p> 	Canada's Greenest Employers	2015
LEED Silver achieved for the Langley West Wing renovation	Canada Green Building Council (CaGBC)	2014
<p>BC Hydro Power Smart Excellence Award - Leadership Excellence</p> 	BC Hydro	2014
LEED Gold achieved for Institute for Sustainable Horticulture Lab (ISH)	CaGBC	2014
Green GOOD DESIGN award for Arbutus Building	European Centre for Architecture Art Design and Urban Studies and the Chicago Athenaeum Museum of Architecture and Design	2012
LEED Silver achieved for the Surrey Main Building Expansion	CaGBC	2012
LEED Gold achieved for the KPU Coast Capital Library expansion	CaGBC	2012
Gold Award for Public/Institution Spaces and Best in Show for Xthum, meaning Aboriginal Gathering Place, located at KPU's Surrey Campus for Public Design.	Interior Designers Institute of BC	2011
BC Hydro Power Smart Excellence Award	BC Hydro	2012
BC Hydro Power Smart Leader	BC Hydro	2010
BC Hydro Power Smart Leader	BC Hydro	2009
Excellence in Energy Management	BC Hydro	2008
LEED Gold achieved for KPU Tech Campus project	USGBC	2007

Award Description	Awarded By	Year
Power Smart Certified Energy Efficiency Leader designation	BC Hydro	2004
Gold Champion Level Reporter with VCR		2003
Power Smart Partner Excellence Award	BC Hydro	2003
Received Leadership Award as Top Canadian post-secondary Institution in "Going Green" Recognition by Natural Resources Canada's as an Energy Innovator in their 'Energy Innovators Initiative	VCR Inc.	2002
Designated BCHydro Power Smart Partner	BC Hydro	2002

Training and Awareness Activities

A brief summary of key training activities is listed in the table below.

Actions (Training and Awareness Activities)	Year	Status
Energy Manager training by BC Hydro in June	2015	Scheduled
Power Smart Forum by BC Hydro in October	2015	Scheduled
Green Labs Workshop sponsored by Power Smart's Workplace Conservation Awareness Program on June 12	2015	Scheduled
Participant at APPA's Thought Leaders Symposium	2015	Completed
Facilities Technical Support Group set up display table for KSA Eco days at all campus events and presented information on energy conservation success stories.	Mar 2015	Technical Support Group
Established a Science Labs Green Team	2015	Ongoing
Developed Energy Savings Tips in the Move Instructions	2015	Ongoing
Interior Designers familiarized with "Workstation Tune Ups" and are incorporating into their conversations with end users when working on office layouts and furniture selection	2015	Ongoing
Facilities Green Teams set up display table for KSA Eco days at all 4 campus events and presented information on energy conservation success stories.	2014	FSG Green Team
Monthly AHU log sheet and data analyzed and provided to each campus Facilities Supervisor	2014	Ongoing
President presented energy conservation achievements with all KPU Employees at KPU Days.	2014	Complete
Facilities Green Team presented at Department Day identifying observations from Earth Day shut down.	2014	Complete

Actions (Training and Awareness Activities)	Year	Status
Energy Manager training by BCHydro in June	2014	Complete
Participated in Kwantlen Student Association's ecoDays at multiple campuses.	2014	Completed
Established Institute for Sustainable Horticulture (ISH) Green Team as well as a Horticulture Green Team.	2014	Ongoing
KPU participated in Earth Hour and turned off exterior building, parking and non-emergency lighting on all campuses.	2014	Complete
Expanded Hydro Quarterly Review invitees	2014	Ongoing
Attended MMM electrical seminar on LED lighting	2014	Complete
Quarterly energy efficiency training for FSG's	2014	Ongoing
Provided campus tours during KPU's Environmental Sustainability week at the KPU Tech and Surrey campuses highlighting the LEED features of the buildings.	2013	Complete
Linked the Surrey campus weather station to the Building Management System to gather data to assist in planning future energy conservation projects.	2013	Complete
Pilot dashboard installed at Horticulture providing real time energy use information.	2013	Complete
Established a green team for Facilities Supervisors and FSG.	2013	Ongoing
Established a joint Facilities Services and Horticulture Green Team to explore and implement projects that will reduce energy consumption for Horticulture.	2013	Ongoing
Prepared an Environmental Sustainability Review to gather information on all environmental sustainability activities at KPU including academic offerings, business practices and building construction and operations.	2013	Ongoing
KPU participated in Earth Hour March 22 nd and turned off exterior building, parking and non-emergency lighting on all campuses.	2013	Complete
Facilities hosted to external Lean Green Training teams at Surrey and Langley - "Lean Sensai"	2013	Complete
Attend Sustainability Conference – Fresh Outlook in Kelowna – Dan H	2013	Complete
Attend Siemens Seminar – Dan B/Dan H	2013	Complete
Had an information booth for 3 day student event	2013	Complete
Energy Manager training by BC Hydro in Feb – Dan Brown	2012	Complete

Actions (Training and Awareness Activities)	Year	Status
Provided awareness sessions at employee and student events during 2012	2012	Complete
Provided quarterly energy efficiency training at each campus with FSG's	2012	Complete
Participate in BCHydro "EMA" one to five assessment	2012	Complete
Carbon Neutral training for SMARTTool and CNAR – Dan/Maurice	2012	Complete
AHU Log Sheet – implemented new monthly sheet. This is completed monthly to review opportunities for energy conservation by ensure equipment is operating within correct parameters by each Facilities Supervisor: Charles Kincade, Sam Mann, and Shawn Cahill. The completed log sheet is reviewed by our Facilities technologist Dan Hall to identify controls anomalies which could affect energy consumption or user comfort.	2012	Complete
Attend Sustainability Conference – Fresh Outlook in Kelowna – Dan H	2012	Complete
Introduction to Energy Management Program – C-L-R-S	2011	Complete
New Employees fair	2011	Complete
Welcome back booth	2011	Complete
Attend Sustainability Conference – Fresh Outlook in Kelowna – Dan H	2010	Complete
Attend BCHydro Power Smart Forum – Dan/Karen	2010	Complete
Attend BCHydro PSP Express workshop – Dan	2010	Complete
Attend Sustainability Conference – Fresh Outlook in Kelowna – Dan H	2009	Complete
Attend BCHydro lighting redesign workshop – Dan	2009	Complete
Attend BCHydro continuous optimization seminar – Dan	2009	Complete
Attend BCHydro energy manager training seminar – Dan	2009	Complete
Attend BCHydro utility rate design seminar – Dan	2009	Complete
Attend ½ day BCHydro energy manager conference – Dan	2008	Complete
LEED training for Karen	2008	Complete
Participate in BCHydro "EMA" one to five assessment	2008	Complete
Energy efficiency requirements included in security contract	2007	Complete
Turn off the lights reminder sign off sheet to Security	2007	Every 4 Months

Actions (Training and Awareness Activities)	Year	Status
Training Facilities employees on new buildings	2007	Complete
Provide energy consumption information to supervisors	2006	Ongoing
Stickers available for delamped fixtures	2005	Ongoing
LEED training for Dan and Craig	2005	Complete
LEED training for Dan/Tom/Craig	2004	Complete
Turn off the lights reminder sign off sheet to cleaners	2003	Every 4 Months
Developed ESCO pilot project case study to share experience	2003	Complete
Development of success stories	2003	Ongoing
Energy efficiency requirements included in cleaning contract	2002	Complete
Energy awareness training for cleaners	2002	Every 4 Months
Training for KPU Facilities FSG's	2002	Ongoing
Energy Efficiency awareness posters/Stickers	2001	Ongoing

Awareness Presentations

The table below summarizes key presentations related to energy conservation and sustainability.

Awareness presentations engage the KPU community to continue conservation and share with external organizations ideas to enhance their energy conservation efforts.

Description (Awareness Presentations)	Date	Presenter
Presentation to Green Wednesday Public meeting on KPU/Green initiatives and records of success.	2015	Dan Hall
Presented "Are you Smarter than an Energy Manager" to the Science Green Team.	Feb 2014	Karen Hearn
Presented "Are you Smarter than an Energy Manager" to the FSG Green Team.	Jan 2015	Karen Hearn
Presented "Are you Smarter than an Energy Manager" to KPU Environmental Sustainability Committee	Dec 2014	Karen Hearn
Presentation to the Administrative Forum "Energy Conservation at KPU" including "Are you Smarter than an Energy Manager".	Nov 2014	Karen Hearn
Presentation to POST Advisory Board "Sustainability at KPU".	Jan 2014	Karen Hearn
WCUPPA Conference – part of presentation shared information on KPU's energy conservation.	Sept 2013	Karen Hearn

Description (Awareness Presentations)	Date	Presenter
Presented an overview to new employees of KPU's accomplishments on energy conservation; introduced KPU's Strategic Energy Management Plan and Sustainability reports which are all available on the Facilities Services website.	Sept 2013	Iain Hunter
WCUPPA Conference – part of presentation shared information from our energy management program and benchmark information.	Sept 2012	Karen Hearn
KPU Senate - part of presentation shared information from our energy management program and benchmark information.	June 2012	Karen Hearn
2011 Lean Facility Lifecycle Conference; "Lifecycle-driven Sustainability Investments Fund Core Business Mission Plan – KPU"	Mar 2011	Karen Hearn
PCAPPA Presentation "How to Create a Successful Partnership with your Service Provider"	Sep 2010	Karen Hearn
Tradeline Presentation in Toronto "Getting Small Specialized Lab Areas Right"	May 2010	Karen Hearn
BC Psychology Articulation "Sustainable University Architectural Design"	May 2010	Karen Hearn
Bunting Coady Architect (BCA) Luncheon Series: "Building Green: An Owner's Experience"	Apr 2010	Karen Hearn
2011 Lean Facility Lifecycle Conference: "Lifecycle-driven Sustainability Investments Fund Core Business Mission - KPU"	Mar 2011	Karen Hearn
IFMA "Building Green: An Owner's Experience"	Mar 2010	Karen Hearn
Presentation at 2009 Power Smart Forum "How to Identify, Quantify & Monitor Energy Conservation Measures within Your Facility"	Oct 2009	Karen Hearn
Presentation at the Facilities Asset Management Conference "Achieving Excellence in Energy Management to Reduce Cost and Protect the Environment"	Sept 2009	Karen Hearn
Presentation "Dare to Lead" at Royal City Builder's Awards	Sept 2009	Karen Hearn
Presentation "Sustainability" to Bill Burgess's GEOG students	Jan 2009	Karen Hearn
Presentation "Continuous Improvement Programs" to Environmental Managers Association of BC	Apr 2008	Tom Knox
Presentation "Master Planning & Environmental Sustainability" to KPU's Board of Governors	Jun 2008	Karen Hearn
Presentation "Master Planning & Environmental Sustainability" to Gordon Lee, Facilities Management Team, Facilities Supervisors	Jul 2008	Karen Hearn
Presentation "Achieving Excellence in Energy Management" to the Environmental Managers Association of BC (EMA)	Nov 2008	Karen Hearn

Description (Awareness Presentations)	Date	Presenter
Presentation "Master Planning & Environmental Sustainability" to KPU's Design Students	Sept 2008	Karen Hearn
Presentation "Green Sustainable Building Controls" to BACnet International Conference	Sept 2008	Karen Hearn & ECS
Presentation "Sustainability for You" to Rotary	Aug 2007	Karen Hearn
Presentation "Sustainability" to Environmental Protection Technology Advisory Committee	Apr 2007	Karen Hearn
Presentation "Trends in Large Educational Buildings: Sustainable Design" at The Campus of the Future, A Meeting of the Minds	Jul 2006	Karen Hearn, BCA & UBC
Presentation "Our 'Sustainability' Vision and the Evolution of Power Smart" to BC Hydro Customer Panel Presentation	Jun 2006	Tom Knox
Presentation "Top 10 Trends in Large Educational Buildings: Sustainable Design" to SCUP - Pacific Regional Conference	Jun 2006	Karen Hearn, BCA & UBC
Presentation "Trends in Planning Educational Facilities" to the Society of Colleges & University Planning	Jan 2006	Karen Hearn & ECS
Presentation "Sustainability - Eyes Wide Open" to Facilities Administrators Conference	Nov 2005	Karen Hearn & BCA
Presentation "Experiences in Energy Efficiency"	Feb 2004	Karen Hearn

APPENDIX 8 - Record of Improvements

The following is a summary of energy efficiency work from 2000 to 2015.

Description (Record of Improvements)	Source of Idea	Estimated Annual Savings	Campus	Year
Converted 50 spot light halogens to LED in the Design Wing with an estimated savings of 5,720 kWh per year.	Richmond FSG		Richmond	2015
Converted, relocated and lowered Millwright shop T8 dual lamp lighting fixtures to T5 high output single lamp fixtures, which reduced electrical consumption while improving lighting levels significantly and improving safety.			KPU Tech	2015
Converted KPU Tech campus washroom sink area lighting to LED fixtures.	FSG Green Team		KPU Tech	2015
DDC Controls upgrades -1990's building controls systems were replaced in portions of the Langley campus and Surrey campus, Fir building. Conversion from pneumatic to DDC enabled removal of obsolete air compressor in Fir building. Upgrades enhanced the ability to monitor and control the building environment, providing greater energy efficiency.			Langley Surrey	2015
Converted remainder of Langley Campus from hot water to instantaneous heaters. <ul style="list-style-type: none"> • Project to save 39,222 kWh/year; • Reduces 12 tons of Co²e/year 		\$5,434	Langley	2015
New Monitoring and Presentation tools with Coppertree Kaizen Software which mines utilities usage data of BMS and hosts the information externally.				2014
Replaced the large single Horticulture boiler with 5 smaller condensing boilers providing improved energy savings, greater demand control and reduced future maintenance costs.			Langley	2014
Monitoring of water consumption using newly installed metering to develop verifiable patterns, identified an anomaly in one of the Surrey campus geothermal system make up water lines.		\$18,537	Surrey	2014

Description (Record of Improvements)	Source of Idea	Estimated Annual Savings	Campus	Year
Converted last portion of Birch and Surrey Main from pneumatic controls to DDC (direct digital control) and removed obsolete air compressors in each building.			Surrey	2014
Completed Richmond campus Phase 2 renovations encompassing some educational and conference spaces including improvements to lighting, HVAC distribution and controls, as well as more environmentally sustainable architectural surface finishes like polished concrete flooring.			Richmond	2013
Completed audit of air compressors and coordinated regulatory 20 year pressure vessel testing and inspection at all campus locations.			All	2013
Completed audit of pressure vessels and identified units to be added or removed from our inventory at all campus locations.			All	2013
Increased the capacity of the heat exchanger for Surrey Main building to resolve heating system capacity issues during cold weather and improve occupancy comfort.			Surrey	2013
Building Automation System upgrades to replace obsolete components for all stairwells, north and south main entrance heating systems, and parking lot elevator vestibules. Systems can now be programmed with operating setbacks to reduce energy consumption and GHG emissions.			Richmond	2013
New exhaust fan system installed to support additional welding booths.			KPU Tech	2013

Description (Record of Improvements)	Source of Idea	Estimated Annual Savings	Campus	Year
<p>Preventative Electrical Maintenance:</p> <ul style="list-style-type: none"> • Thermo graphic imaging of primary electrical systems has been completed • An inspection of the welding and millwright shop 600volt electrical buss duct distribution system has been completed • Atrium and welding shop lighting system at KPU Tech Campus safety upgrades completed for all light fixtures including new light tubes and ballasts installed 			All KPU Tech KPU Tech	2013 2013 2013
New interval energy metering interfaced with the building automation system has been installed for each campus to help identify further energy efficiency opportunities.			All	2013
Identified and corrected previously unknown condition affecting the scheduling for the kitchen make up air fan and supply air fan for the building which would not allow them to be operated on separate schedules so the kitchen system could be turned off when not required.	Shawn Cahill		Surrey	2013
Upgraded lighting servicing welding gas storage to LED. This area was identified as needing frequent maintenance and the LED product resolved this issue and provided the added benefit of energy savings	Graham Fuller Charles Kincade		KPU Tech	2013
<p>We have added interval metering connected to our ESC Automation “Building Automation System” (BMS) which was identified as last year’s key project in our 2012 SEMP.</p> <p>Rather than install a standalone system we worked closely with ESC Automation to fully integrate the interval metering with our existing BMS. This metering breaks down and monitors each type of energy use by primary equipment for each building, including energy use breakdowns for electrical, gas, and geothermal.</p>	Dan Hall Dan Brown Dave Toynbee – ESC EMA by BChydro		All	Ongoing

Description (Record of Improvements)	Source of Idea	Estimated Annual Savings	Campus	Year
<p>Refurbished Arbutus AHU including replacement of 30 HP motor with 15 HP motor and replace 65 Tonne DX cooling with 25 tonne all more suitably sized to reductions in building load due to renovations. New system is also connected to Geo-exchange as part of longer term planning for the campus heating system.</p> <p>The primary purpose of this project was to replace obsolete equipment identified in the VFA audit but energy savings measures opportunities were considered and implemented as part of the project work.</p>	Dan Brown Dan Hall		Surrey	2013
<p>Modified boiler bridge piping on each Bldg. to increase temperature differential across the condensing boilers to drop them more aggressively into condensing mode for greater natural gas efficiency. This modification also allows the system pumping to operate at approx. 50% capacity on one 15 HP pump in full heating mode whereas previously we needed to run the 2 - 15 HP pumps at 100% capacity. This provides lead/lag redundancy on the pumping increasing reliability if a pump fails and reduces energy consumption for primary pumping during peak heating periods by about 75%.</p>	Mark Dorini Dan Hall		Surrey	2013
<p>Replace obsolete local thermostats in vestibules and stairways (over 20 years old) and at end of life with ones on the BMS network so heaters can be scheduled on TOD and reset to outdoor air temp. This will allow all stairwells to be run at a setback temperature saving electricity and natural gas.</p>	Dan Brown		Richmond	2013
<p>Replaced A/C system in main computer room which was at end of life with more energy efficient system tied to geo-exchange. New system can reject up to 18 tonnes of heat energy into the geo-exchange system for heating to other buildings on campus.</p> <p>The primary purpose of this project is to</p>	Sukey Samra Dan Hall Dan Brown John Kerti	70,000 kWh	Surrey	2013

Description (Record of Improvements)	Source of Idea	Estimated Annual Savings	Campus	Year
replace obsolete equipment identified in the VFA audit but energy savings measures opportunities were considered and implemented as part of the project work.				
Forest feature lighting and courtyard flood lights retrofitted with new LED technology.. New system Maintenance free approx. 12 years for LED light units.	Andy Sayer	14026 kWh	Surrey	Feb 2013
“BETA” loading dock lights. This project utilizes a variety of light technologies and wattages for evaluation of various technologies available. The “BETA” area will be left in place for access by the community and others with information signs on each type of technology installed.	Andy Sayer Dan Brown	3126 kWh	Surrey	Feb 2013
Completed Richmond campus Phase 1 renovations in administrative and common use spaces such as Admissions, the Cafeteria and the Bookstore. Including improvements to lighting, HVAC distribution and controls as well as more environmentally sustainable architectural surface finishes like polished concrete flooring.				2012
Completed renovations to the vacated trades Welding/Automotive building at the Langley campus, converting it to repurpose as the Community and Health Studies building supporting programs such as Nursing.				2012
Removed and decommissioned 3 tons A/C system as part of renovation project.	Craig Regan		Rich	July 2012
Remove old heat maintenance tape in crawlspace	Maurice Bedard	6377 kWh	Langley	May 2012
Remove Arbutus air compressor and convert remaining controls to DDC	Dan H Derrick Daley - ESC		Surrey	April 2012
Disconnect two - 2 tube fixtures with 40 watt tubes for road sign	Charles Kincade	700 kWh	Langley	April 2012
Add light switch for ISH greenhouse	Comar Electric		Langley	Feb 2012

Description (Record of Improvements)	Source of Idea	Estimated Annual Savings	Campus	Year
Implement AHU log sheet to monitor system performance as it relates to user comfort and system energy performance monthly	Dan Brown		C-L-R-S	Jan 2012
Controls modifications to adjust natural ventilation to change building pressure from negative to neutral for Surrey Main. This reduces operation on air curtain heaters with 35 kW capacities onto the geo-exchange which is more efficient.	Shawn C Dan Hall Dan Brown Derrick D	42,000 kWh		Oct 2011
Add LED lighting to Birch Bldg.	Maurice Bedard	3,966 kWh	S	Sept 2011
Add Earthright Interval metering for electricity and natural gas at main utility meters.	EM Team	214,386 kWh 856 GJ	C-L-R-S	July 2011
Add LED lighting to Grass Roots Cafe	Maurice Bedard	13,441 kWh	S	May 2011
Rebalance laboratory fume hood air volumes to closer tolerances now that air flow alarms have been installed.	Mark Dorini - MDT	49,325 kWh	L-R-S	April 2011
Convert compact fluorescent lights in hallway to 2x4 fluorescent tubes	Charles Kincade	2680 kWh	L	Feb 2011
Add VFD and programming for conference center demand ventilation	Consultant	5,808 kWh 128 GJ	R	Jan 2011
Add kitchen hood controls and VFD's	Energy Audit	49,734 kWh 128 GJ	R	Jan 2011
Removed unnecessary track lights in boardroom	Karen Hearn	5,180 kWh		Aug 2010
Add occupancy sensors to washrooms	Dan Brown	11,718 kWh	R	July 2010
Split automatic lighting control zones in south "hockey stick" hallway to improve control	Derrick Daley		C	June 2010
Pole lamp conversion from 175 watt metal halide to 85 watt compact fluorescent. Avoids deferred maintenance to replace capacitors and ballasts	Dan Brown	76,464 kWh	L	May 2010

Description (Record of Improvements)	Source of Idea	Estimated Annual Savings	Campus	Year
Install one additional condensing boiler on spare boiler pad: PSECA project (in progress Dec 2009)	Energy Audit	2425 GJ	L	Feb 2010
Install washroom occupancy sensors	Energy Audit	34,914 kWh	S	Jan 2010
Remove one old 6,000,000 million BTU boiler and replace with two condensing boilers : PSECA project	Energy Audit	4,139 GJ	S	Dec 2009
Replace electric motors on AHU 1E, AHU- 1G (supply, return, exhaust), AHU-2G (supply, return, exhaust) with high efficiency: PSECA project	Energy Audit	32,550 kWh	S	Dec 2009
Replace 52-90 watt flood lights in conference centre with 67 watt lights of comparable light output which also have a longer life reducing maintenance costs.	Maurice Bedard		S	Oct 2009
Retro fit pneumatic VAV box control to DDC, add demand ventilation to large areas with variable occupancy and rebalance.	Dan Brown		R	Sept 2009
Relamp parking below main building to 25 watt tubes.	Sam Mann		R	Aug 2009
Switch to "Daytime Cleaning" and turn off all lights and equipment at closing time.	Karen Hearn		C-L-R-S	Aug 2009
Install "Melink" kitchen exhaust control to reduce kitchen hood exhaust air flow and make up fan air flow. Includes optic sensors to see smoke and heat detectors to sense cooking: PSECA project.	Energy Audit	15,497 kWh 318 GJ	S	Aug 2009
Install "Melink" kitchen exhaust control to reduce kitchen hood exhaust air flow and make up fan air flow. PSECA project.	Energy Audit	20,430 kWh 144 GJ	L	Aug 2009
Replace weather-stripping on main doors	Tom Knox		S-L-R	July 2009
Relamp all hallway 24 hour tubes to 25 watts	Karen Hearn		S-L-R	July 2009
Relamp hallways (except Arbutus, Birch and Surrey Main and new bldgs. at Surrey) to 30 watt tubes	Karen Hearn		S-L-R	July 2009

Description (Record of Improvements)	Source of Idea	Estimated Annual Savings	Campus	Year
Replace 50 Halogen spot lights which highlight the 2 nd floor hallway glass tiles with LED	Maurice		L	June 2009
Created program to control lights using occupancy sensor in classrooms Cedar rooms 1040, 1045, 1050, 1055, 1060, 1075, 2045, 2060, 2065 and 2075	Maurice		S	June 2009
Enable washroom occupancy sensors	Charles Kincade	4,425 kWh	L	May 2009
Add time schedule controls to atrium entrance heaters and kitchen hood system	Shawn Cahill		R	May 2009
Add motion sensors to classrooms at in Bldg G	Maurice Bedard		S	Feb 2009
Turn off sprinkler room electric heater	Sandra Hoffman		L	Jan 2009
Upgrade t12 to t8 for misc. lights at Surrey in washrooms C176-C253-C254, mechanical room's c1x1-c2x1 and Britco storage Bldg.	Shawn Cahill		S	Jan 2009
Implement master damper control to separate ventilation control from fan system control. Allows building warm up with no ventilation	Dan Brown		S-L-R	2008
Retro fit pneumatic VAV box controls to DDC	Dan Brown		R	2008
Program night lighting at KPU Tech to shut off in Atrium when cleaners are in by adding 2 light fixtures above stairs and 2 below	Tom Knox		C	Aug 2008
Move out of Newton Campus and set heating systems on Bldg 3 to minimum settings			N	2009
Add piping insulation in greenhouse to improve occupant comfort and improve energy efficiency	Tom Knox		L	2007
Add Geo-exchange to Surrey Campus as part of new building additions to Bldg A and C.	Karen Hearn			2007
Incorporate natural ventilation and radiant heating/cooling and heat recovery to new building additions to Bldg A, C and D	Consultant			2007
Add control (CO2) sensor to MP room	Tom Knox		S	2004

Description (Record of Improvements)	Source of Idea	Estimated Annual Savings	Campus	Year
Optimize main electrical vault voltage (pilot with BCHydro)	Tom Knox		S	2004
Lower parking lot light wattage	Tom Knox		S-L-R	2004
Convert HID to CF (Marine type Wall lights)	Tom Knox		L	2004
Add light switch to mechanical room 245	Tom Knox		S	2004
Install fan heaters in horticulture labs to avoid replacing buried underground heating line and improve energy performance	Tom Knox		L	2004
Add electrical metering on the Cedar Building at Surrey to monitor electrical loads				2003
Begin writing "Success Stories" to share information on energy efficiency projects				2003
Develop training manual for FSG's which includes training on energy conservation				2003
Create web page on energy conservation				2003
Relocate print shop from Newton to Surrey and optimize for energy efficiency	Scott Gowen		S	2003
Install new hot water tank to supply domestic hot water and allow main boilers to be turned in summer months	Dan Brown		R	2003
Turn off incandescent gym lights 100hrs/wk using a key switch	Tom Knox		S	2003
Install new lighting system in Atrium to reduce energy consumption, reduce maintenance costs and increase light levels. Funded 100% by BCHydro	Tom Knox		R	2003
Add CO control for 2 Parkade exhaust fans	Tom Knox		R	2003
Add photo control for Atrium fixtures and north entrance lights	Tom Knox		R	2003
Add control for accent lighting and forest lighting to turn off when closed	Tom Knox		S	2003
Add photo control/keys for 2nd floor lights	Tom Knox		L	2003

Description (Record of Improvements)	Source of Idea	Estimated Annual Savings	Campus	Year
Add photo control/keys for the following Bldgs: Birch - upper central, Main – 2 nd skylight, Fir – 3 rd skylight, Cedar – 1 st floor hallway,	Tom Knox		S	2003
Convert exterior lighting from incandescent to compact fluorescent	Tom Knox		S	2002
Change Auditorium lights (incandescent to fluorescent).	Tom Knox		L	2002
Change incandescent to compact fluorescent	Vestar		L-N-R-S	2002
Add vend misers to additional vending machines	Vestar		L-N-R-S	2002
Pilot project (with Vestar) to perform significant retrofit work to improve energy efficiency started in 2000 and completed in 2002. Work included major lighting retrofit and upgrades to HVAC and mechanical systems. Value approx. 1.4 million and savings targets were estimated at \$200,000 per year.	Ric Kelm		L-S-R	2000 to 2002

APPENDIX 9 - Provincial Government Requirements

PSECA ENERGY SAVINGS GOALS

Executive Summary

The BC government and BCHydro have entered into a new Public Sector Energy Conservation Agreement to decrease electricity consumption in public sector buildings. The agreement is in effect from 2008 through 2020 and applies to provincial government office buildings, Crown corporations, schools, universities, colleges, hospitals and social housing. Approximately \$200 million will be invested in new technology, energy innovation and retrofits by the government over the next 12 years.

Overview of Goals

The PSECA goal requirements are summarized as follows:

- Reducing electricity consumption 5% by 2011 from 2006 levels
- Reducing electricity consumption 14% by 2016 from 2006 levels
- Reducing electricity consumption 20% by 2020 from 2006 levels

To achieve these requirements we need to reduce our consumption to these levels

- 2011 Goal – reduce electrical consumption to 9,267,895 kWh per year
- 2016 Goal – reduce electrical consumption to 8,389,884 kWh per year
- 2020 Goal – reduce electrical consumption to 7,804,543 kWh

Progress Achieving PSECA Goals

While KPU continues to implement energy conservation projects to reduce electrical consumption it has added buildings which increases consumption. KPU has also added geo-exchange which is a greener and more efficient source of heating energy but increases electrical consumption. KPU continues to increase student enrolment and increase operating hours which increases electrical consumption.

Another issue affecting the ability to reduce electrical consumption from PSECA's 2006 base year is that KPU was an early adopter of improving energy efficiency and completed significant work from 2000 to 2006 which resulted in significant reductions in electrical energy use by 2006.

While KPU has not achieved the PSECA targets for consumption it has improved energy efficiency when measured on energy intensity per square meter basis.

Year	Electric kWh per Year	kWh % Comparison to 2006 levels	Campus total m ²	% increase in Campus m ² from 2006	Energy Density kW/m ²	% change kW/m ² from 2006 levels
2006	9,755,679	0%	82,432	0%	118	0%
2007	10,727,111	10%	90,304	10%	119	1%
2008	10,180,064	4%	95,524	16%	107	-9%
2009	10,814,359	11%	100,313	22%	108	-8%
2010	10,746,063	10%	100,313	22%	107	-9%
2011	10,963,000	12%	97,056	18%	113	-4%
2012	11,303,800	16%	98,068	19%	115	-3%
2013	11,357,800	16%	98,068	19%	116	-2%
2014	11,147,759	14%	98,068	19%	114	-3%

BILL 44 GREENHOUSE GAS REDUCTIONS GOALS

Executive Summary

Bill 44 was introduced by the BC Government to make greenhouse gas reductions a mandatory requirement.

Overview of Goals

KPU intends to use energy efficiency work and reductions in energy consumption to support the government to achieve the Bill 44 Greenhouse Gas Reduction Goals which are summarized as follows:

- By 2012 – 6% below 2007 levels
- By 2016 – 18% below 2007 levels
- By 2020 – 33% below 2007 levels
- By 2050 – 80-% below 2007 levels

Carbon Tax and Fee

Carbon reporting is performed by uploading our consumption information to provincial government website “SMARTTool” which records consumption of energy and related consumables which are associated with Greenhouse gas emissions. SMARTTool calculates KPU’s carbon emissions which must be offset by purchasing carbon offsets. The purchase of these carbon offsets is defined as a transaction charge currently valued at \$25 per tonne of CO₂e and applies to emissions for 2010 and onward.

In addition to the transaction charge for each tonne of CO₂e there is also a separate carbon tax which has been added to our invoices as of July 2010 for natural gas purchase.

Progress Supporting These Goals

Year	GHG from Energy used by buildings per Year	% Comparison to 2007 levels	Campus total m ²	% increase in m ² to 2007	Energy Intensity eGJ/m ²	% change of eGJ/m ² from 2007 base year.
2007	2710	0%	90,304	0%	0.97	0%
2008	2612	-4%	95,524	5.8%	0.88	-9%
2009	2625	-3%	100,313	11.1%	0.85	-12%
2010	2314	-15%	100,313	11.1%	0.80	-18%
2011	2710	0%	97,056	7.5%	0.91	-6%
2012	2511	-7%	98,068	8.6%	0.87	-10%
2013	2410	-11%	98,068	8.6%	0.87	-10%
2014	2249	-17%	98,068	8.6%	0.86	-11%

Note:

1. Data has not been normalized for weather.
2. Excludes carbon emission from paper, fleet and fugitive emissions